

Loway

A red horizontal line that tapers at both ends, with a small white crossbar at the right end.

QueueMetrics
call center suite

What's new in QueueMetrics

Loway SA

Version 22.11, 2022/11/02

Table of Contents

Contents	1
Release 22.11	2
Reports	3
New QA editor	3
Custom data blocks	4
Wallboard changes	4
Saving and loading reports and wallboards as templates	5
New data blocks for recalls	5
Misc changes	6
Deprecations and security	7
Bug Fixes	7
Release 22.02	13
The Timeline view	13
Call groupings	14
Improved looks and functions	14
Improved performance	15
Support for Single Sign-On	15
Pervasive logging	16
Improved WebRTC soft-phone	16
Misc notable changes	17
Deprecations and security	17
Bug Fixes	17
Release 21.04	22
"Throw-away" reports and links from the Real-time page	22
Improved exports to PDF and XLS	23
Improved accessibility	23
Improved wallboard	24
Improved Synchronizer	24
Improved WebRTC soft-phone	25
Cache-aware web data upload	25
User auth over JSON and LDAP	26
Bonus: Introducing AudioVault - Recordings for cloud systems	26
Deprecations	26
Bug Fixes	26
Release 20.11	33
New Home Page	33
New Reports and Exports	34
Themes and white-labelling	35

Improved WebRTC SoftPhone	35
New JSON APIs	35
Security improvements	36
New platforms	36
Parser improvements	36
Deprecations	36
Bug Fixes	37
Release 19.10	41
New UI	41
The new Synchronizer module	44
Generic JSON API as an integrated platform	49
Improvements	49
Misc notable changes	49
Deprecations	50
Bug Fixes	50
Release 19.04	53
New wallboard features	53
Spy, Whisper and Barge	57
Improved reporting	58
Better WebRTC support	60
Experimental support for Freeswitch	60
Explicit support for proxies	60
New engine	60
Deprecations	61
Bug Fixes	61
Release 18.04	65
Scheduled Jobs	65
Wallboard Queue Filtering	66
QueueMetrics and CallCabinet Integration	67
Configuration Synchronizer Upgrade	67
Password Encryption	69
Agent Page - Call Variables	69
New Reports	69
Old Agent Page is Officially deprecated	70
Qloader is Officially deprecated	70
Bug Fixes	70
Release 17.06	73
Major changes	73
Updated dependencies	76
Minor changes	76
Detailed changelog	78

Release 16.09	81
New concepts: FCR and Programmable data blocks	81
Internationalization	82
Changes on the Icon Agent's page	83
Improvements to the Explore System Parameters page	83
Official QueueMetrics Docker image	84
Introducing Uniloader	85
Detailed changelog	85
Release 15.10	89
New concepts: Skills, Tags and Features	89
New Reports	90
Tracking of features on Icon	91
Usability and layout improvement	91
Misc items	99
Bug fixes	99
Release 15.02	102
Usability and layout improvement	102
Icon Agent Page Improvements	103
Bug fixes	107
Release 14.10	108
Usability and the Icon page	108
Deployability	110
Bug fixes	111
Release 14.06	112
QueueMetrics layout restyling	112
Icon: The new Agent Page	112
A New JSON API interface	113
New IVR tracking mode	114
Misc changes	114
Release 14.03	115
General usability improvements	115
Misc changes	116
Release 13.12	117
Externally-generated report pages	117
Improved QA features	117
Easier integration to external CRMs	118
Ready for Asterisk 12 and easier to deploy	118
Misc changes	118
Release 13.04	120
Manual and automated reports as PDF/XLS documents	120
Non-scoring questions and other changes related to QA	120

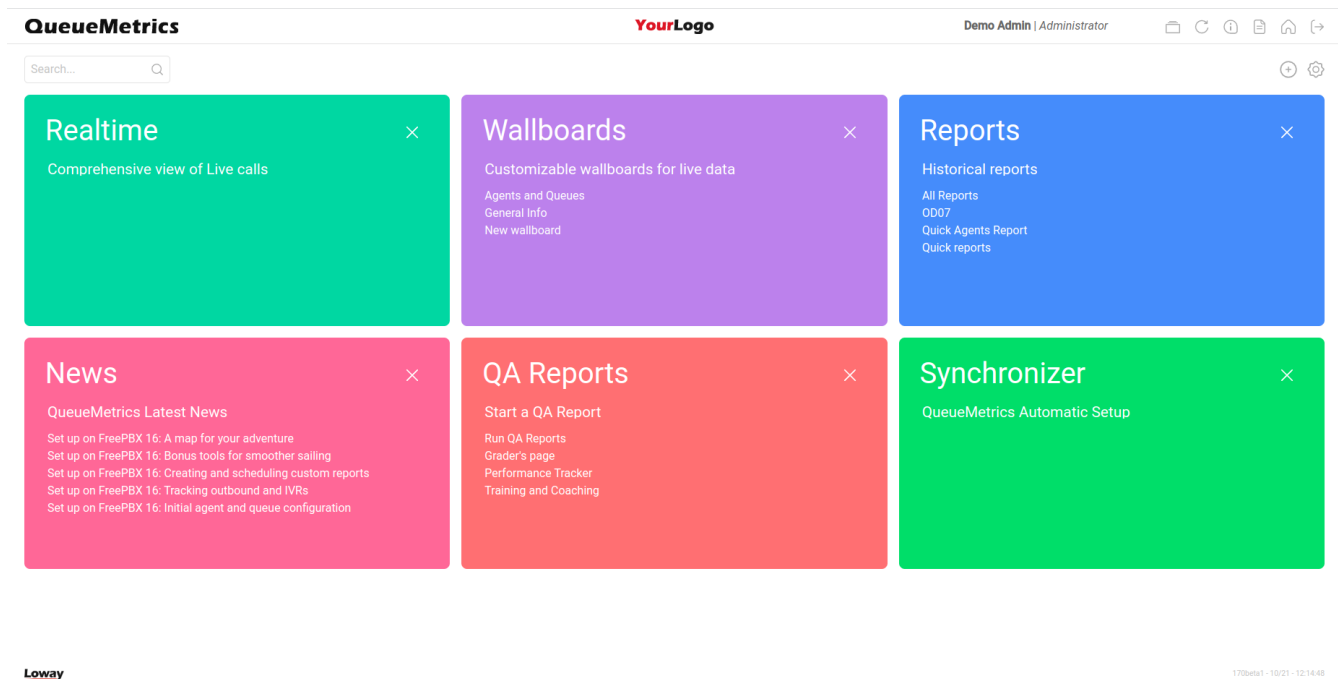
Fully-automated screen pops on the Agent's page: Active Polling	122
Analyzing IVR tree traversal	123
Detailed tracking of call events	124
QueueMetrics in the cloud: using different QM instances on the same PBX	124
Release 12.10	126
Performance optimizations	126
Administrative Tools access	127
Agent page reports	127
URL Substitutions	128
Release 12.05	130
AGAW Quick Installation	130
AGAW Chrome compatibility	131
RT page menus	131
QA Extra Score	132
QM database creation	133
QM Home page layout	134
Agent channel names with -	134
Release 12.02	135
Tracking Music on Hold	135
Release 12.01	137
Agent times by hour	137
Call tagging	138
Paginated call display	139
Realtime on Asterisk 1.8	141
Non-contiguous reports	141
Friendly names handling	142
Encrypted files playback	143
Persistent user properties	144
QA from Agent page	144

Contents

This document contains a graphical description of the most important changes for a QueueMetrics release.

Release 22.11

The biggest change in QueueMetrics 22.11 is definitely the use of a single, uniform toolkit to render the GUI across all of QueueMetrics. The look-and-feel has been improved across all modules and screens - you will find them familiar, but also easier on the eyes.



Both the report and the wallboard clients were rebuilt on top of a shared architecture that will help keeping them consistent in the long run.

There also a number of highlights, as detailed below:

- Reports: better looks and Agent Timeline
- New QA editor
- Fully custom data blocks
- Wallboard improvements
- Saving and loading reports and wallboards as templates
- New Recalls data blocks (and wallboard)

QueueMetrics 22.11 is immediately available for all CentOS 7/Rocky 8 based distros as an **RPM package**, for Gentoo as **ebuild**, for **Docker** as image on DockerHub and as a TGZ file for manual installation on any OS running the Java platform. QueueMetrics supports 23 distinct languages/locales.

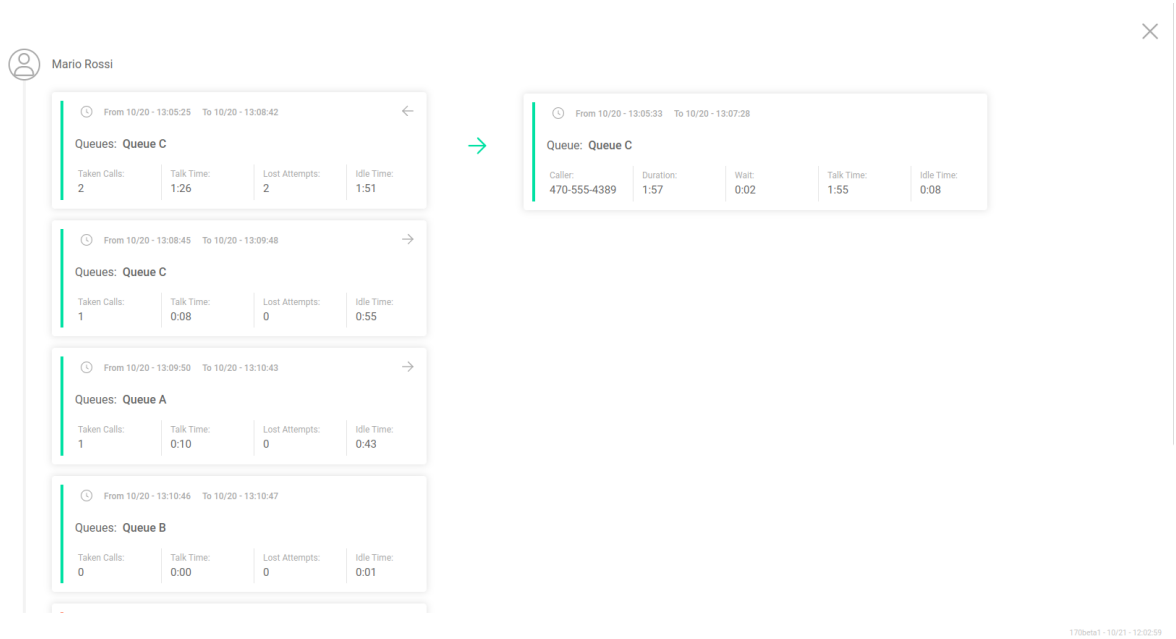
We suggest upgrading as this version includes some security fixes.

Unloader was also updated to support the latest features.

Reports

The look of reports has been streamlined. Fewer icons are visible, but everything is where you'd expect it to be. Filter editors have been improved by allowing **NOT clauses** and **in-place editing**, and - in general - the product feels smoother and more intuitive.

An important development was the addition of the **Agent Timeline** to complement the Call Timeline released with 22.02: a single unified view that shows all activities that an agent was involved across time. You can see calls, pauses, logins and log-offs, on a single unified time-line.



The same data is also available as a JSON service for integration.

New QA editor

The **Quality Assessment (QA) form editor** is the last part of the original GUI to be rebuilt. While being familiar to existing users, the new QA form interface is straightforward, snappier, and generally more pleasant to use.

DETAILS

QA

X

Call Details		Queue		Agent		Select Form	
Start Time	10/18 - 11:06:38	Queue	Queue C	Agent	Agent/102		
Agent group	-	Caller	457-555-3877	Unique Id	c.480538325@aleph	Quality Assuran... <input type="button" value="v"/>	

Level	Issue	Req. Impr.	Meets Exp.	Exceeds Exp.
	0 - 25	26 - 50	51 - 75	76 - 100
Items	0	0	1	5

ENGAGEMENT				
CODE	DESCRIPTION	STATUS	VALUE	N/A
SCG	How positive clear and eager was the use of the Corporate greeting?	●	<input type="text" value="90"/>	<input type="button" value="📄"/>
COU	How well did the rep display courtesy?	●	<input type="text" value="92"/>	<input type="button" value="📄"/>
ENE	Rate rep's energy level throughout the call	●	<input type="text" value="91"/>	<input type="button" value="📄"/>
TON	How well did the rep vary the tone and speed of speech?	●	<input type="text" value="85"/>	<input type="button" value="📄"/>
CLE	How clear and concise was the rep's vocalization and pronunciation?	●	<input type="text" value="87"/>	<input type="button" value="📄"/>
HOL	Did the rep use the correct hold procedure?	●	<input type="text" value="69"/>	<input type="button" value="📄"/>

Loway

170be61 - 10/21 - 12:02:59

No Recordings

Performance	
Engagement	514 Avg. 57.1
Resolution	0 Avg. 0.0
Business needs	0 Avg. 0.0
Total score	514/1500
Avg.	34.3

Notes	
<input type="button" value="📄"/>	<input type="button" value="New Note"/>
<input type="button" value="📄"/>	This is a note demoadmin 2022-10-21 12:12:01

The new interface is available from all the places from where the old form was accessible, but from the realtime page where it was never used much.

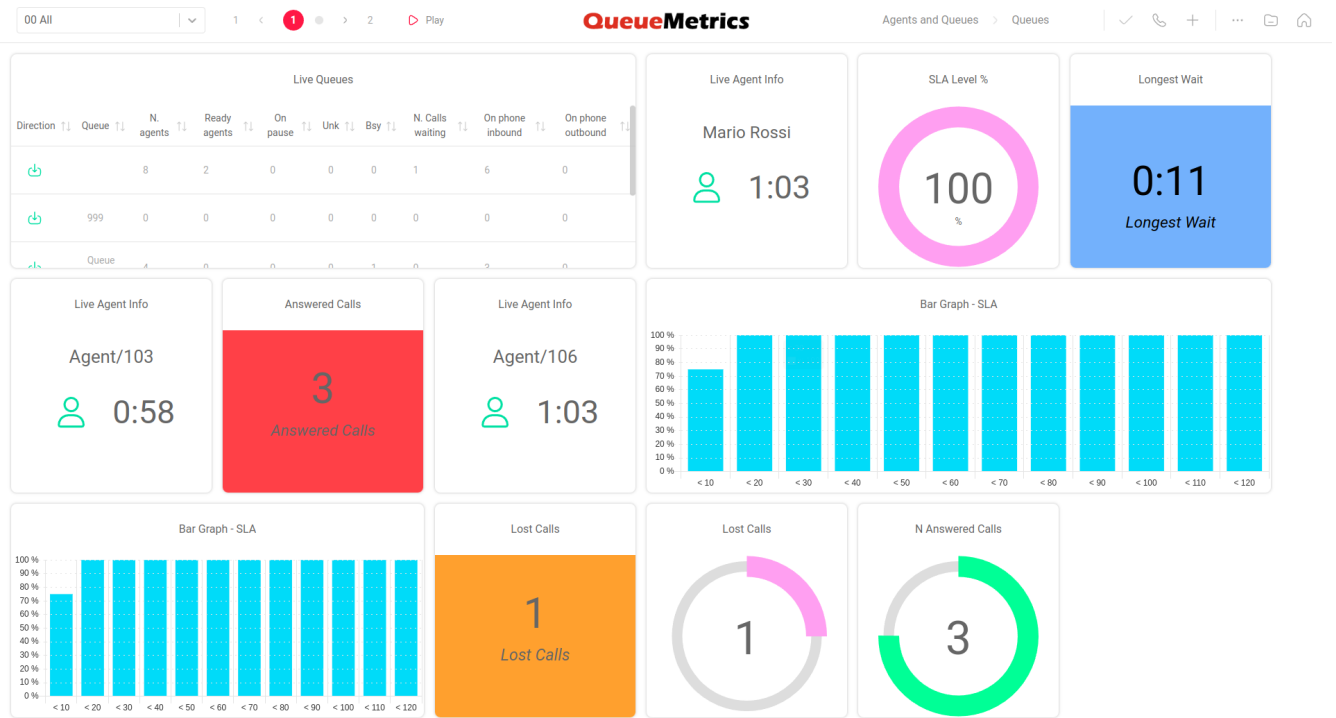
Custom data blocks

As a technical preview, we introduce **custom data blocks**. Those are data blocks that can be derived, using an SQL-like syntax, out of an existing data block, where you can change the columns displayed and (optionally) add a custom graph out of any columns.

At the moment such blocks are interesting because they allow creating new graphs out of existing data blocks.

Wallboard changes

The graphing abilities of custom data blocks (explained above) are useful because the wallboards are now able to display any existing data block (report or real-time), and/or its graph. This means that **anything you can see in a report can now be seen in your wallboard, where it is updated in real time.**



This is a major feature that many users were waiting for, because it opens huge opportunities for situational awareness out of the 200+ data blocks that QueueMetrics currently provides.

Saving and loading reports and wallboards as templates

Another important feature is the ability to **save and reload existing reports and wallboards**, so that they can be moved between different systems and can also be shared online.

We plan to create a public repository with some examples that are useful for specific industries, and we welcome user contributions at <https://github.com/Loway/Templates>

New data blocks for recalls

A new set of data blocks was created in order to display a list of **unanswered numbers that have to be recalled**, or were just recalled. This feature is very handy for smaller contact centres where you want to make sure that no contacts are left unhandled.

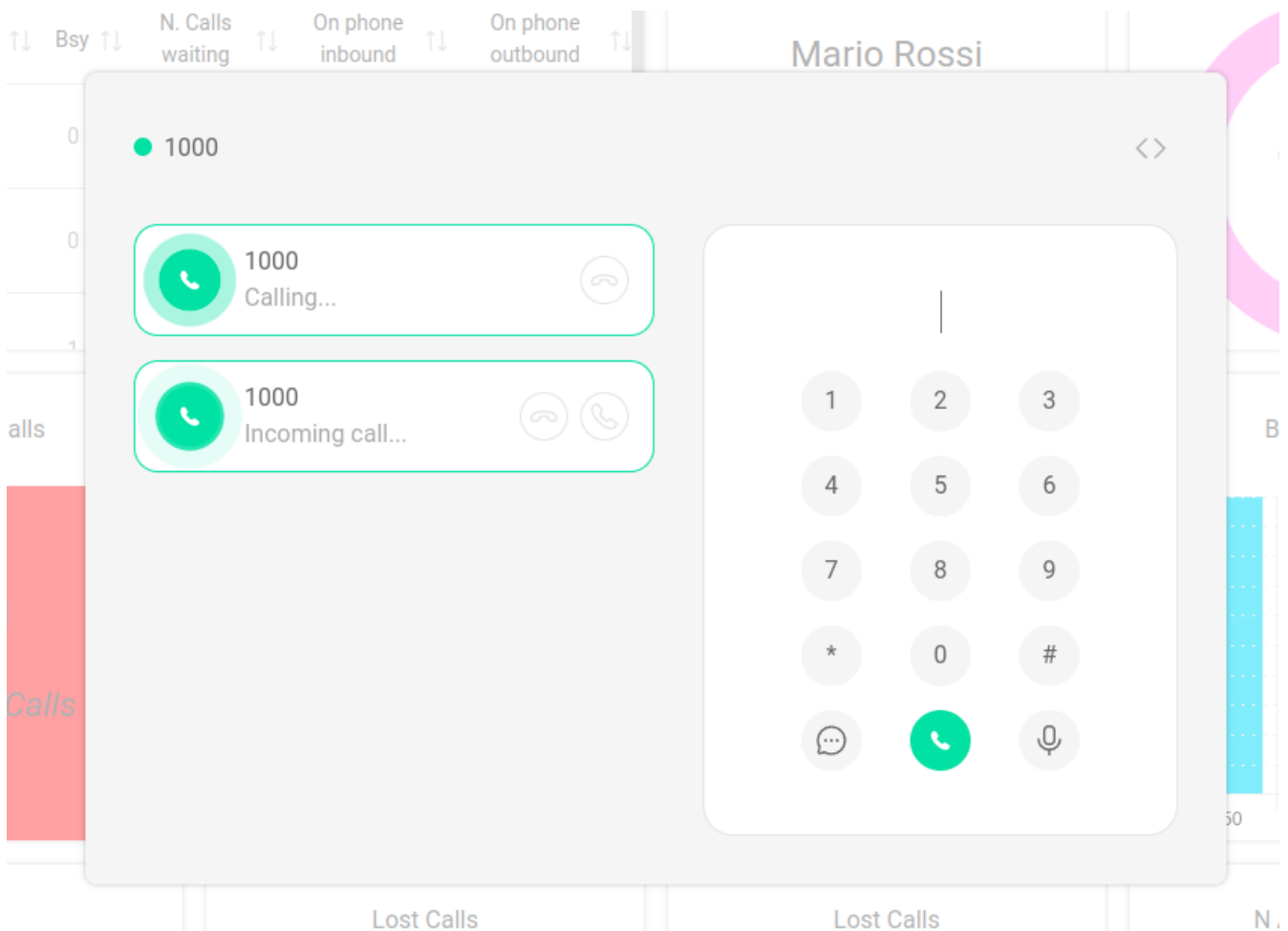
Today at a glance		Already Recalled						
<h1>Recalls</h1>		Caller ↑↓	Successful ↑↓	Succ.Last ↑↓	Succ.Q. ↑↓	Agent ↑↓	N Short ↑↓	N Lost ↑↓
		555-3457	1	10/11 - 11:40:50	300	agent/103	0	1
		555-1234	1	10/11 - 11:40:46	300	agent/102	0	2
		555-3456	1	10/11 - 11:40:40	300	agent/101	0	1

Current situation	
Recall state ↑↓	N. Calls ↑↓
Not yet recalled	2
Recalled	3
Needs further recall	0

This feature works very well with wallboards so that it is possible to have a live view of numbers that tried to contact you unsuccessfully and need to be recalled. And you can download such a wallboard from our repository and add it to existing QueueMetrics systems - when updating, for a start, try installing the wallboard [Recalls.json](#) on your new system!

Misc changes

Last but not least, the WebRTC soft phone was completely rebuilt so that it looks better and it works better, with complete multi-line integration.



Deprecations and security

No new features were deprecated.

For an up-to-date list of features that are currently deprecated, see the User Manual.

Bug Fixes

In total, about 180 changes went into this release. The most important ones are documented here:

Agent page

- 5926: QA page does not start from the agent's page
- 5925: Broken icons on Agent Panel
- 5737: FSW: storing LOGOFF as REMOVEMEMBER
- 5622: [Docs] - Placeholders in background pages
- 5310: [SoftPhone] UI breaks if new calls arrive during transfer operations

JSON Api

- 5831: Custom-defined Blocks: Expose via editor APIs
- 5551: Autoconfig: User must hold key *USR_AGENT* in order to run this editor.
- 5501: cronJob:cannot edit via API

Configuration pages

- 5931: A custom block's title is always lowercased
- 5876: Custom blk editor: field name
- 5834: Custom-defined Blocks: wrong codes
- 5824: Custom-defined Blocks: editor LIST page
- 5823: Custom-defined Blocks: EDIT page issues
- 5693: Using regexp in queue expansions
- 5390: Assigning an Agent to the queue while sorting clears out all associations

Engine

- 5664: Track Agent Queue Sessions in parser
- 5556: Skip non-agents for Teams
- 5387: New Area Code Filter

Graphics/layout

- 5916: Bar Chart Colors
- 5891: Performance tracker details fix graphics
- 5889: Return key closes modal without saving
- 5882: Teamsmetrics whitelabel
- 5867: Column selector hard to use
- 5864: Missing tab menu in editors
- 5829: Error page: error notification DIV
- 5828: Better footer
- 5827: Home page not usable if viewport very narrow
- 5784: Pending Expiry message CSS fix
- 5743: Home page menu bar does not scroll
- 5742: Add the "Ringing" (Agent) and "Music on Hold" columns to the Wallboard
- 5671: New theme QMONO
- 5669: New theme Dark
- 5631: Update QueueMetrics with new Loway-js-gui
- 5461: Icons should be uniformed across the whole software
- 5423: Issues with the Audit Log page

Packaging

- 5822: Custom-defined Blocks: add key and a sample + new wallboards sample
- 5471: Resolve Java11 warnings

Quality Assessment

- 5927: QA opens in a different page
- 5875: Training and coaching – form shape
- 5874: Graders page – filling multiple forms
- 5873: Crash accessing QA
- 5856: QA: saving a form with invalid values
- 5855: QA Notes: focus
- 5853: QA Notes: when saving, the form is blanked out
- 5852: Add marker - set Time and Duration
- 5846: QA form - view notes
- 5845: Saving a QA form on a lost call
- 5844: Undecoded agent group / agent name

- 5821: Performance Tracker: missing Agent timeline
- 5819: Grader's page: wrong block order
- 5818: Input form for Graders page and Perf TRacker
- 5817: Block titles on QA reports page are unreadable
- 5667: New QA Module - Client
- 5637: New React-based QA client

Real-time page

- 5866: New page colors
- 5816: QA Access Points
- 5799: RT does not display properly Skills
- 5692: Incorrect indication "00-all" as last queue for call

Reports

- 3659: New Report: list of unanswered numbers
- 5913: Section separator for filters doesn't disappear, when searching by keyword
- 5910: Info message in report doesn't disappear
- 5909: OD07 datablock missing localization
- 5908: Hide page and block icons behind dots
- 5904: Unique ID filter does not allow "." in the search.
- 5898: "Add DataBlocks" option always visible
- 5888: Links to agent sessions from bvlock selector
- 5887: Wrong graph colors when sorting
- 5881: Report page crashes if sort order has invalid column indexes
- 5880: Answered and Unanswered, report call counter, not updating correctly
- 5877: Custom blocks not rendering
- 5872: Audio recordings are not played
- 5871: Full Report export after datablock export
- 5863: Queues with a special character ("_", "-", "+" ...) in front of the queue name, cannot be used as a report filter
- 5862: Exporting a report while it is being saved, gives an error message
- 5858: The footer of the exported report, in PDF and Excel, for the whitelabel version of QueueMetrics, is incorrect
- 5857: Magnifier glass in report AG13 / AG 14 / AG16 / AG17
- 5851: You should not be able to select "Agent" in Agennt filters
- 5850: err_sup_noagents crashes page

- 5849: Too many database accesses when computing a report
- 5835: Remove filters icon
- 5833: Date pickers are overlapping
- 5832: Auto-Save button generates multiple copies of the same new report
- 5830: Home Page: blocks with different width
- 5826: Report breaks after saving
- 5825: Custom-defined Blocks: find them by name or description
- 5815: Make sure that all icons have a meaningful description.
- 5814: Enter new title just once
- 5813: Graphics: Icon colors and Apply/Save
- 5812: Blocks disappear while re-sorted
- 5811: Display DO name and short code
- 5810: Data blocks and graph alignment
- 5809: Empty pie graphs display a vertical line
- 5808: Rename column nbsp
- 5807: Report filters show their inner name
- 5806: Call detail: remove dash from Complete Caller
- 5802: Non Latin characters in the Report name, exports the report with the incorrect name
- 5798: Display correctly SKILLS events in call detail
- 5791: Export logs ignores partitions
- 5767: Incorrect call grouping for DNIS Used
- 5765: Settings: aggressive reloading
- 5752: Report creation, editing and delete events are not visible in the Audit log
- 5744: Homepage sidebar doesn't scroll on firefox
- 5741: "Download debug info" button adding "|" symbol in front of the logs
- 5740: "Ring no answer" events before "Enter Queue" event on the Call timeline
- 5739: Database tables for custom data blocks
- 5722: Call Grouping shows wrong group
- 5713: Paged data block in report does not handle shorter number of pages
- 5675: Incorrect audio recording for unanswered calls
- 5668: New QA Module - Form
- 5666: New Agent Timeline - DataBlocks
- 5665: New Agent Timeline - Client
- 5663: New Agent Timeline
- 5641: Custom-defined report blocks

- 5640: Mount/unmount reports as JSON
- 5638: Editing filters in-place
- 5635: Implementing NOR filter
- 5629: Multiple reloads when editing reports dates
- 5583: Support MsTeams Group Calls in timeline
- 5582: Missing VAR events
- 5581: No agent name in call outbound details
- 5580: Wrong event sequence
- 5579: Data blocks still use old pop-ups for call groupings
- 5575: Add Download button to Media Player
- 5574: Media player should be disabled for unsupported formats.
- 5573: Changing time period of a cloned report causes report to endlessly load
- 5568: Disconnection Cause Decoding does not work in some cases
- 5564: Timeline issues with IVR events
- 5561: Changing Reports causes loading loop
- 5431: Add "not" as a filter-operator in the Reports

WebRTC Softphone

- 5943: Softphone displays incorrectly on Firefox
- 5940: Softphone icons overlaps other windows
- 5939: Softphone Auto-answer not working correctly
- 5938: Agent page softphone text field not displayed correctly
- 5917: New SoftPhone Graphics
- 5354: [SoftPhone] Change Softphone ringtone.
- 5299: Softphone does not change settings correctly

Synchronizer

- 5942: Synchronizer agent assign not working
- 5941: Synchronizer vertical scrolling not working
- 5599: No feedback from *apply configuration*
- 5319: Enswitch: Synchronizer, agent configuration issue
- 4614: [Docs] - Synchronizer

Wallboards

- 5921: Missing icons on Wallboard

- 5911: DataBlock widget: page results
- 5906: Editor fields with empty value should not display green check
- 5905: Editors cannot delete the contents of a form field
- 5903: Wallboards just created cannot be exported
- 5900: Updating old wallboards should maintain all settings
- 5899: JSON displayed when exiting wallboard
- 5895: Wallboard, Call actions, not working correctly
- 5894: Editing Wallboard Widget, not loading previous values
- 5893: Wallboard, Actions, not working correctly
- 5886: Title importing wallboard
- 5885: Handling HTML in custom cells
- 5884: Cannot sort custom blocks
- 5883: Wrong error on lost server
- 5870: Wallbord widgets have transparent background
- 5869: Kiosk mode
- 5868: Data block widget should reset columns on block change
- 5865: Wallboard: crashes with GraphProvider
- 5859: JSON error in wallboard widgets when configuration is absent
- 5843: Invisible custom alarms
- 5842: JSON export: useless fields
- 5841: Image for "unconfigured" widgets
- 5840: Hide "pin" and "dots" icons
- 5837: New table widgets should replace old tables
- 5836: RealtimeDO datablocks won't sort on wallboard
- 5796: New table system, column filtering and alarms
- 5757: Amend function from Wallboard
- 5639: Mount/unmount wallboards as JSON
- 5608: Wallboards can display any data block
- 5607: Wallboard - custom external HTML Widget
- 5549: SLA Graph won't resize correctly on MacOS
- 5407: Wallboard sorting failes if column is filtered
- 5323: MOH column missing from live calls in wallboard

Release 22.02

This new version of QueueMetrics has a large number of improvements to the Reports page; they make it snappier to use and make it clearer to see the history of a specific call. It is also easier to understand which calls ended up in a specific result, and in general to understand which users did what and why, thanks to a vastly improved logging system. We also added support for Single sign-on and improved the integrated WebRTC soft-phone.

QueueMetrics 22.02 is immediately available for all CentOS 7+ based distros as an **RPM package**, for Gentoo as **ebuild**, for **Docker** as image on DockerHub and as a TGZ file for manual installation on any OS running the Java platform. QueueMetrics now supports 23 distinct languages/locales.

We suggest upgrading as this version includes some security fixes.

Unloader was also updated to support the latest features.

The Timeline view

Continuing the large series of changes to reports that were started in 2019, we have redesigned the call details pop-up. This is your go-to destination to know more about a specific call and to access any related media, and has been rebuilt around the concept of **Call Timeline**. As the name implies, it is a timeline of every single event that has happened on the call. The events are displayed in chronological order and give the user an immediate representation of the call's event flow, and - in multi-stint mode - of each queue traversed.

The screenshot displays the QueueMetrics interface. On the left, there is a 'DETAILS' tab with a table of call information:

DETAILS	RECORDINGS	QA
Asterisk Call ID:		c.936822917
Date and time:		02/09 - 00:01:29
Queue:		Sales
Caller ID:		902-555-2441
Handled by:		Bella Ferdinand
Original position		-
Time in IVR before queueing:		3 sec.
Waiting time:		8 sec.
Duration:		1 sec.
Total:		12 sec.
Disconnection cause:		Caller disconnected
Attempts:		2

On the right, the 'Call Timeline' view shows a vertical sequence of events:

- 00:01:29: IVR Digit 0@ivrmenu
- 00:01:29: Enter Queue Sales
- 00:01:35: Ring no answer Bella Ferdinand
- 00:01:40: Connect Bella Ferdinand

The Timeline Page takes the place of the former Call Details popup, and still displays the same information as before, in addition to the timeline. It also allows for users to listen to any call recording linked to the call in question, offering the possibility to specify and save markers on each recording.

Call groupings

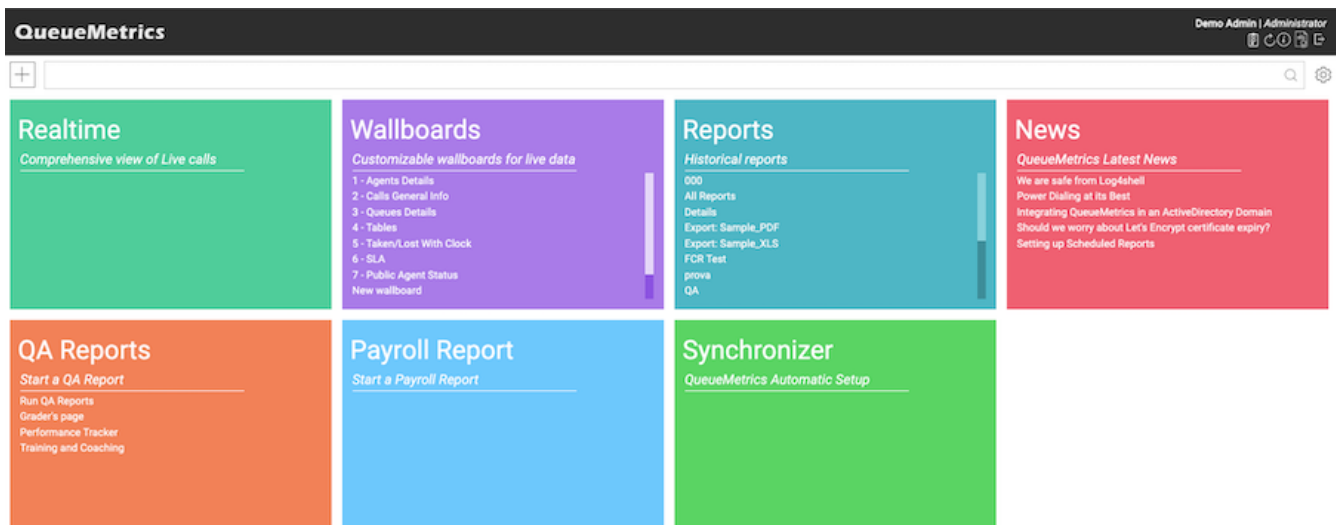
When you see a result that counts a set of calls - for example, you see that there were 23 calls on queue A and 17 on queue B - have you ever wondered **which** calls they are? Of course you can run a new report to find them, but don't you have the feeling that it would be a bit ...overkill?

QueueMetrics 22.02 introduces the concept of **Call Groupings**. Every DataBlock that shows information regarding one or more group of calls all sharing the same characteristic will display an extra column with a Grouping Icon. By clicking on the Grouping Icon, the user navigates to a series of tables detailing exactly which calls make up the aforementioned group, effectively "exploding" the DataBlock Metric.

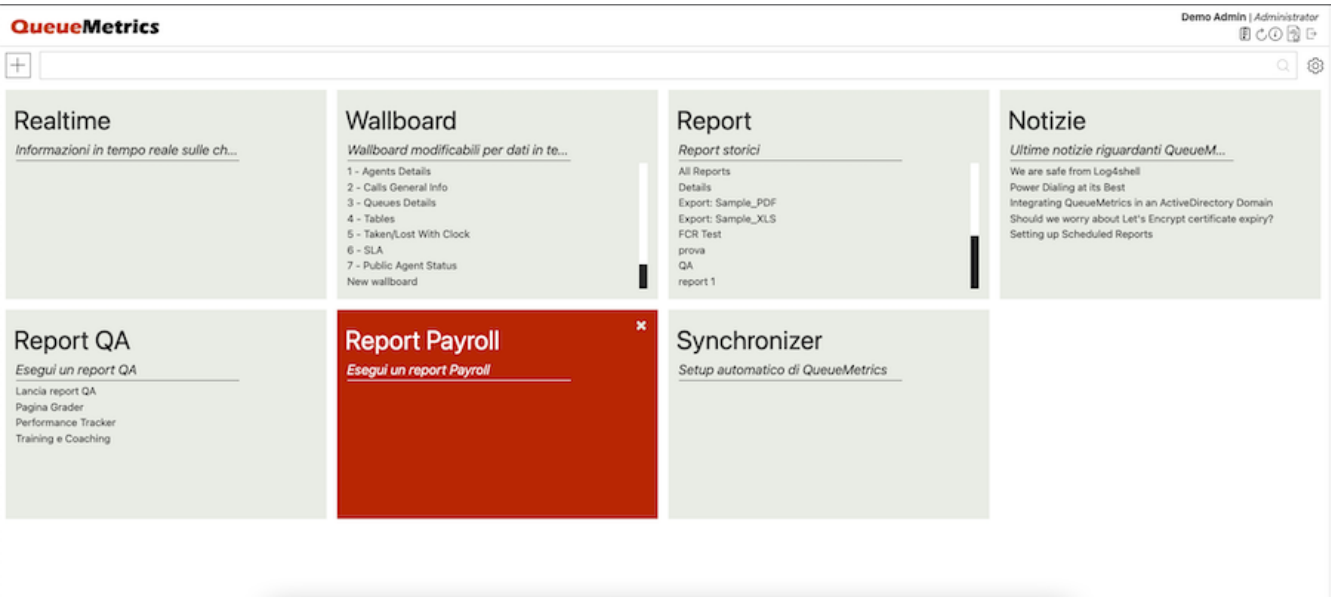
...	Date	Caller	Queue	Wait	Duration	Pos.	Disconnection	Transferred to	Handled by	Attempts	Code	Stints	Srv	Asterisk UID	MOH events	MOH duration	IVR duration	IVR path	DNIS	IVR	Tag	Feat	Vars	Feature Codes	Variables	URL
Q	02/09 - 00:02:06	* * * * *	Technical Support	0.09	0.00	0	Caller		John Blackson	1		0		c.420657986	0	0.00	0		0.00		0	0				
Q	02/09 - 00:03:29	735-555-9598	Technical Support	0.03	0.06	0	Caller		John Blackson	1		0		c.254662522	0	0.00	0.3		0.01		0	0				
Q	02/09 - 00:03:42	463-555-8469	Technical Support	0.10	1.16	0	Caller		John Blackson	2		0		c.750976155	1	0.54	0.5		0.03		0	0				
Q	02/09 - 00:05:58	975-555-5418	Technical Support	0.01	0.01	0	Caller		John Blackson	1		0		c.295327511	0	0.00	0.5		0.01		0	0				
Q	02/09 - 00:06:50	348-555-1048	Technical Support	0.02	0.01	0	Caller		John Blackson	1		0		c.971358176	0	0.00	0.6		0.03		0	0				
Q	02/09 - 00:07:18	721-555-6458	Technical Support	0.02	4.51	0	Caller		John Blackson	1		0		c.99991009	5	3:12	0.5		0.03		0	0				

Improved looks and functions

We had a lot of comments on themes - some users found the default "light" theme too harsh, so we had its colors adjusted to be prettier and easier on the eye, without being radically different.



We also added a new theme named **Mono** that is also light but not as colourful.



In any case, if none of the defined themes match your tastes or your company's branding, did you know you can have a [custom white-labelled version of QueueMetrics](#) made-to-order to your exact needs?

We also introduced **RTL support for Hebrew and Arabic**, making our reports, wallboards and exports easier for native speakers to read in RTL languages, and added an option to have user-defined date and time formats, for cases where e.g. you want to see QueueMetrics in English but you want dates formatted according to your local customs.

Improved performance

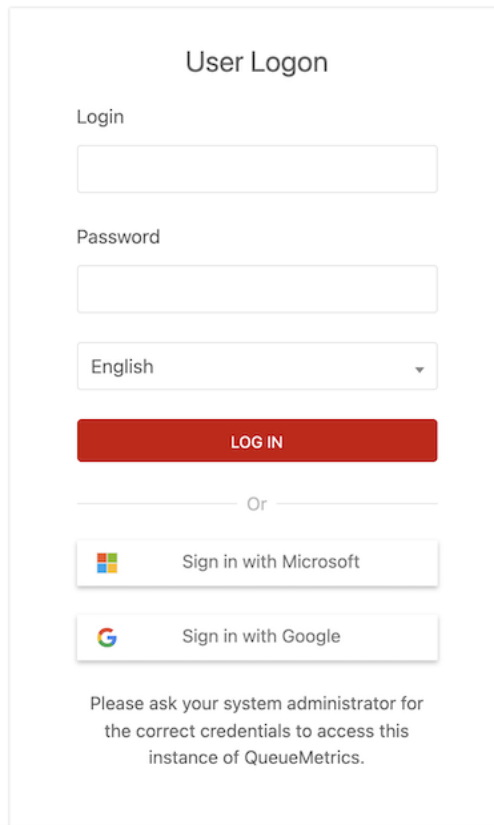
We had a performance review of reports, both within the engine and within the browser, to make the user experience more responsive and to be able to address some very large systems with 10,000+ agents across 1000+ queues.

And even if your systems has but 10 agents across two queues, we are sure you will appreciate the scalability and a snappier user interface.

Support for Single Sign-On

In the last few years we are seeing a lot of organizations move towards centrally-managed user accounts. We introduced LDAP support in 21.04, targetting mostly Active Directory domains, and we now introduce full Single Sign-On via OAuth.

If your company uses **Google or Microsoft**, you can benefit from a SSO experience where users won't need a separate set of credentials to access QueueMetrics, and won't even need to enter their log-in if they are currently signed in into the service.



The image shows a 'User Logon' form. It has a title 'User Logon' at the top. Below the title are two input fields: 'Login' and 'Password'. Below these is a dropdown menu currently set to 'English'. A red 'LOG IN' button is positioned below the dropdown. Underneath the button is the word 'Or' centered between two horizontal lines. Below this are two social login buttons: 'Sign in with Microsoft' (with the Microsoft logo) and 'Sign in with Google' (with the Google logo). At the bottom of the form, there is a message: 'Please ask your system administrator for the correct credentials to access this instance of QueueMetrics.'

We also **improved LDAP/S support** to allow any field to be used as the log-in, thus allowing users with the format `Agent/123` to access QueueMetrics even if their LDAP login is different.

Pervasive logging

The Audit log has been made way more powerful, tracking a large number of additional events that let you have a clearer picture of what happened and why.

- You can now tell QueueMetrics to **trace reports** that were over a certain threshold of calls fetched, or that took too much time running. So you can know who run them and why. By setting these limits low, you can also have each and every report logged.
- Any report causing an Out Of Memory error or a license violation will be logged
- Any time someone views the details of a **configuration** (e.g. a queue or an agent), makes a change or creates a new entity, this is logged. This happens even when is done through an API call.
- Any time someone issues a **command to the PBX** (e.g. log an agent on, hang up a call, start a chanspy session, you name it...), this is logged. Again, this happens even when this happens through an API call.
- **SSO events** are all logged.

Improved WebRTC soft-phone

The integrated **WebRTC soft-phone** is a central part of QueueMetrics; still, trying to make sense of what happens when it does not work or it is very slow is a challenging proposition.

We improved the logging of common errors and their causes, of ICE gathering states, and made it easier to see when something is not working as expected. Also, on the QueueMetrics User Manual, there is a **complete guide** to finding and fixing issues.

We also made it possible to use **authentication** for private TURN/STUN servers.

Misc notable changes

We added agent pause and unpause support for the **Enswitch platform**, so that now both log-ins and pauses are possible from the Agent page (for agents) and from the RT/Wallboard for their supervisors.

We also added a script to detect **connectivity issues** for QueueMetrics instances deployed behind a firewall, and to make it easy to find the right set of proxy parameters to allow a smooth experience.

Deprecations and security

We removed the XML-RPC API interface and deprecated **Oreka video playback**, because it still happened using an old Java applet.

We fixed a couple of potential issues within the JSON interface that could lead to a security bypass in the configuration, so we suggest updating at your earliest convenience.

For an up-to-date list of features that are currently deprecated, see the User Manual.

Bug Fixes

A large number of bugs (130+) were fixed in the release. The most important ones are documented here:

AGENT PAGE

- #5304: Icon may flood server with requests
- #5246: Agent Web Background not refreshing in background mode
- #5365: Pause codes security keys do not work
- #5259: CRM Fullscreen mode should be removed
- #5144: Softphone cannot answer second call if used through VPN
- #5296: Icon: autocopy number from Call list.
- #5504: Turn server authentication

APIs

- #5500: *robot* profile privilege escalation
- #5497: Editors do not log correctly actions through the JSON API
- #5478: Remove XML-RPC adaptor

CONFIGURATION

- #5499: Password change from (i) does not work
- #5353: Typos in configuration.properties.
- #5422: Logging of all configuration changes to SysLog
- #5329: LDAP: use different login
- #5297: News panel system key non working.
- #5494: PtEditor crashing with invalid query
- #5443: Add logo link in Explore system parameters
- #5244: SMTP does not work with starttls
- #5263: Remove old Report Editors
- #5481: Missing item in selector from Syslog page
- #5442: Cleanup configuration.properties
- #5378: Logging large reports
- #5271: Database Upgraders fail when using ReportsStorage
- #5380: Upgrade MariaDB client
- #4500: Better "Install database" experience
- #5322: Missing queues in Synchronizer reading from Qlog table

ENGINE

- #5473: Performance By Agent Group is slow when processing a lot of agents
- #5364: Retracting logs

GRAPHICS

- #5348: Dark Theme "Edit Tabs Order" overlay issue.
- #5530: New log-in page too dark on dark theme
- #5311: Secure mode not working on home page
- #5525: New Login Page for OAuth
- #5458: Wallboard Widgets wrong colors
- #5267: Tema Mono
- #5424: Stints field is not aligned correctly
- #5456: "Bar Graph - SLA" widget not scaling correctly
- #5413: "Composite Items" Widgets font hard to read in Dark mode.

PACKAGING

- #5035: Display commit-id on builds

- #5430: Dev Env: Compile under Java11
- #5467: Dev Env: Move checker to build task
- #5376: Add ErrorProne to JavaCompile task
- #5466: Dev Env: Console not at INFO in apprun
- #5529: Remove obsolete code
- #5465: Dev Env: Remove Calcite
- #5524: Correct orientation for languages
- #5470: Dev Env: Build only one theme in dev mode
- #5469: Dev Env: Noisy logging for themes
- #5518: Testing license connectivity

PLATFORMS

- #5520: User-defined date-time format
- #5447: Enswitch pause/unpause support
- #5446: Logging all platform actions
- #5386: Deprecate Oreka video player

QA

- #5410: Graphical issue QA report with Dark theme.

REPORTS

- #5276: Agent and Outcome view shows incorrect login and call stats
- #5050: Incorrect Realtime viewing of the server, in a cluster configuration
- #5235: RT page: missing labels for actions
- #5409: OAuth user authentication
- #5251: Undecoded labels in some tables
- #5432: Block OK03 disapperars sorting by "N Calls"
- #5352: Align right for Hebrew and Arabic language.
- #5429: General slowness with huge data sets / lots of agents
- #5341: Changing report time should trigger save icon
- #5253: Incorrect call computation in DH10
- #5274: Incorrect validation of variables filter
- #5340: If a report has no pages the UI raises an exception
- #5051: DetailsDO Executive Summary not paged correctly
- #5479: Bundles loaded twice on the Home Page

- #5360: Report page crashes if no queues are available for the user
- #5291: Unsaved Reports can be created even without permissions
- #5411: PDF export, for languages with special characters, issue.
- #5222: Widget colors matching one-to-one
- #5331: Reports Layout: Humanized
- #5384: OptiLock errors
- #5061: Private Reports option is ignored.
- #5290: Reports should always allow users to change reports and time period
- #5221: Wallboard colors of the icons is too dark
- #5489: Queue_log export should be in ascending order
- #5256: Improve datablock search with a category filter
- #5475: Security and session checks for reports
- #5008: Individual datablocks not exportable
- #5231: Reports should show the report creator and date of creation
- #5270: Detail summary by hour (DH10) issue with table rows
- #5418: Timeline Debug Button
- #5369: AG07 is missing level column
- #5245: Limit PDF exporting rows
- #5289: Permissions are not updated correctly when switching between reports
- #5220: colors of the link in the tables of the new report section has no contrast when mouse over
- #5351: Hungarian language not displaying correctly.
- #4974: Datablock OkDO.ServiceLevelAgreement - OK04 is not sortable
- #5226: Default report creator user is not demoadmin
- #5269: Converted Export jobs time periods are not supported client side
- #5288: Cloning a report does not change the creator user correctly
- #5408: Tags not showing on some calls
- #5219: The Text is too dark in datablock sort tool
- #5252: Incorrect DO.name block names
- #5266: Filter by DO Group in DataBlockViewPreview
- #5350: With Korean language selected, Reports won't open.
- #5492: Duplicated code in Report Groupings
- #5225: Auto Save does not pick up all events
- #5286: Reports with lots of data give no feedback when loading takes too long
- #5333: Reports Layout: Executive summary

- #5349: Fix Hebrew and Dutch language files.
- #5223: Will the colours be matched one to one?
- #5313: Call Groupings and Timeline Pages
- #5433: Wrong columns in report OD05
- #5277: Charts are not displayed correctly in some locales
- #5332: Reports Layout: NUmber formatting
- #5385: Handling optilock exceptions
- #5449: Block selector is invisible
- #5272: Area Code datablock are empty
- #5545: HTML in UD05 and OK03 charts

EXPORTS

- #5316: End of the month scheduled report exporting
- #5412: Audit Log, Recording events issue.

WALLBOARD

- #5275: Incorrect conversion for German numbers
- #5054: Realtime view and Wallboarda not usable after deleting the monitored queue.
- #5295: Browser notification for softphone.
- #5233: Call Actions table is not localized
- #5344: Softphone should warn you if QM not in https
- #5294: Wallboard softphone works in the background
- #5330: Realtime start hour filter not showing up correctly
- #5326: Ice Gathering states should be displayed on the SoftPhone GUI
- #5053: Agent and Call actions, on the Wallboard, kicks you back to the Homepage.
- #5459: Wallboard tables should be bigger when added to the page
- #5324: Time_zero reference timestamp is not correct in all timezones
- #5439: New Wallboard, queue issue
- #5451: Missing Avg.Talk in Widget
- #5292: Wallboard phone user preferences give error message when they shouldn't
- #5249: New tables do not persist sort options in wallboard
- #5542: Wallboard crashes with "key" property error
- #5546: Status column not filterable in live calls table

Release 21.04

The release 21.04 of QueueMetrics includes a large number of fixes that build on the new report pages that were released in 20.11 and make working with them easier and smoother.

- "Throw-away" reports and links from the Real-time page
- Improved exports to PDF and XLS
- Improved accessibility
- Improved wallboard
- Improved Synchronizer
- Improved WebRTC soft-phone
- Cache-aware web data upload
- User auth over JSON and LDAP
- Bonus: Introducing AudioVault - Recordings for cloud systems

QueueMetrics 20.11 is immediately available for all CentOS based distros as an RPM package, for Gentoo as **ebuild**, for Docker as image on DockerHub and as a TGZ file for manual installation for any OS.

Uniloader was also updated to support the latest features.

It supports 23 distinct languages/locales, including the recent addition of Turkish.

"Throw-away" reports and links from the Real-time page

When the new reports page was released, every report had to be saved in order to exist. This led to the creation of too many reports on busy systems, most of which are used just once.

Now this is not true anymore - reports will start their lives in an unsaved state (as shown in the report title, that will have a different color when the report is not saved) and you are free to explore them and only save them when you find it useful. The same thing happens when you clone an existing report - you can edit the clone, and then save it if you need it.

All Reports (1)

Total calls processed: 0 (0 ans / 0 unans)
 Ratio: % ans / % unans
 Queues : Outbound999
 From: 2020-01-07 - 18:17:09
 To: 2021-03-09 - 18:17:09
 {Agent:John Doe (101)}

ANSWERED ANS.DT. UNANS. UNANS.DT. IVR AREA ATT. DAY HR. DOW

Answered calls

All calls

All calls: -	
N. calls answered by operators:	
Average call length:	

Of course, if you try exiting without saving, QueueMetrics will ask for an explicit confirmation of what you want to do.

Direct links from the Real-time page are active again - you will be sent to a special report called RT that you can modify as you see fit, to have a different view of the same data you are seeing on the Real-time page.

Improved exports to PDF and XLS

When you export your reports to Excel, reports are now formatted in a way similar to the one that appears on screen, but number cells are now actually usable - you can sum, average, divide them, as a part of any calculation you need to perform.

PDF exports also keep your formatting style and look like they do on the screen. They now support Arabic ligatures, so Arabic users will be able to read them more easily.

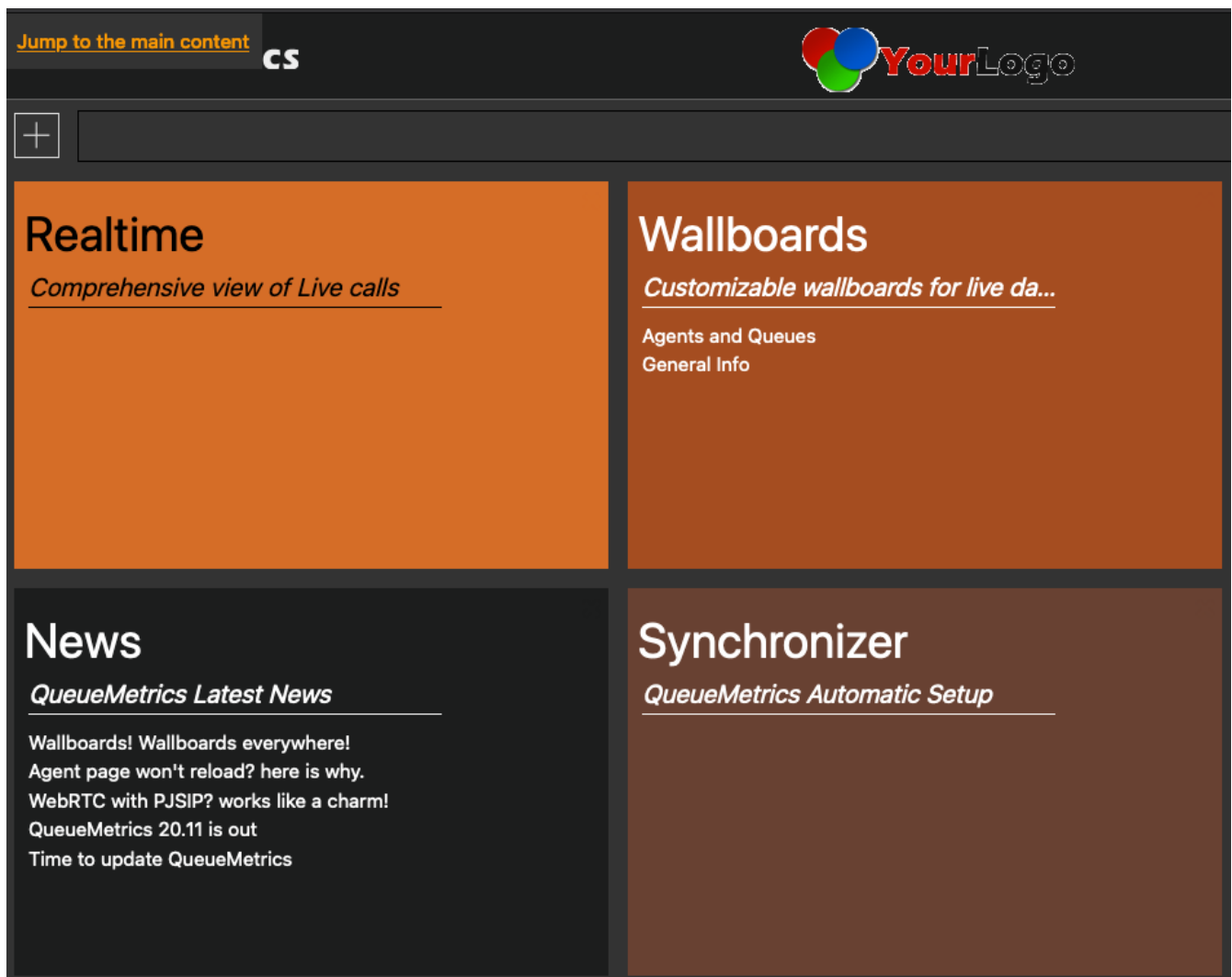
The amount of memory used in exporting data was significantly reduced, and a number of small but annoying issues with data exports have been fixed.

Improved accessibility

The new Reports Page and Home Page are now more accessible - this benefits everyone, not just users running assistive devices. For example, power users who love their keyboard will be able to

zip through menus and choices by pressing the Tab and Return keys to navigate very quickly.

Just try pressing Tab in the Home Page and see what happens!



Also, download bundles have been significantly reduced to make the experience snappier on all devices, especially if you are connected to QueueMetrics over an unreliable/slow link.

Improved wallboard

The wallboard had some significant technical changes to uniform tables to the ones that are used in reports. This leads to a smoother experience (things work the same way) and significantly reduced the number of components QueueMetrics uses.

A lot of small changes were made on the wallboard to make it easier to use and fix many small annoyances.

Improved Synchronizer

The layout of the Synchronizer page was made more uniform, making it more usable and immediately offering the option to sync to an external system (that's what you want to do in there, don't you?)

A number of bugs were fixed to make remote synchronization rock-solid - you can now import the configuration automatically from FreePBX, FusionPBX, MiRTA and Enswitch, and you can save and restore existing configuration.

Improved WebRTC soft-phone

Auto Answer

The WebRTC Softphone is now able to automatically answer incoming calls. This option can be set for each agent individually, and can only be enabled/disabled by users that hold the appropriate security key. If the softphone is set up to allow multiple sessions at the same time, the Auto Answer feature will only activate if there are no active sessions, to avoid automatically answering a second call while already on the phone.

This is an important feature to allow agents to instantly pick up any incoming calls, and cut down on waiting time for callers on your queues.

Pause Change/Amend

Up to now, QueueMetrics allowed agents to amend their pause code in case of mistakes or changes in the nature of their break. This however has the effect of retroactively changing the pause code in the history of the agent session, which is not always the best solution for Call Center Supervisors.

Now administrators can decide if agents can retroactively change their current pause code or not, by substituting that ability with the "Change" button, that instead will end the current pause and start a new break automatically with the newly selected pause code.

Better PJSIP Support

Our WebRTC SoftPhone has been tested against the PJSIP protocol, to ensure that it can work perfectly with modern Call Centers. The world of WebRTC development is ever changing, so make sure to keep an eye out for our latest configuration tutorials.

If you run FreePBX, the latest is at <https://www.queuemetrics.com/blog/2021/01/13/WebRTC-FreePBX-setup/>

Cache-aware web data upload

When receiving data from the web interface, QueueMetrics is now able to understand when data is already present - and skip it - or whether it is out of order, and process it correctly. This means that it is now possible to change the past on a running system, and QueueMetrics will always offer a "correct" picture.

This makes it possible to handle multiple back-end PBXs (or other data sources) even when their clocks are incorrectly aligned, or when the data upload from one of the sources stalls for some reason.

Please note that we recommend that all existing systems use HTTP data upload, instead of direct

database access or deprecated flat file storage.

User auth over JSON and LDAP

QueueMetrics can rely on an external authentication source. By using a simple JSON/XML-RPC/LDAP interface, it is possible to write third party scripts that are able to authenticate against your chosen identity system (e.g. Kerberos, a Microsoft domain server, etc).

When an user logs into QueueMetrics, QM checks to see if there is an auth source defined. QueueMetrics will execute a query to that third-party server passing along the user-id and the password given for authentication, plus a given service-id that will be defined in the configuration file.

The JSON format is especially handy, because it is very easy to write an auth source that QueueMetrics can use - so you can implement and enforce your own policies.

See https://manuals.loway.ch/QM_UserManual-chunked/ch09.html#EXT_AUTH_SRC

Bonus: Introducing AudioVault - Recordings for cloud systems

QueueMetrics has always searched for recordings on local file systems - this sometimes made the deployment of recordings quite annoying, especially if said recordings were on a remote system that needed to be mounted as a local volume. With QueueMetrics Live, it was also impossible to access the recordings that were on your own local PBX.

With AudioVault, you can now run an Uniloder instance to give QueueMetrics - or QueueMetrics Live - access to your recordings, and you can do it in a secure way. You need no new license and no third-party service either.

See <https://manuals.loway.ch/Uniloder-chunked/ch12.html>

Deprecations

No new features were deprecated.

For an up-to-date list of features that are currently deprecated, see https://manuals.loway.ch/QM_UserManual-chunked/apg.html

Bug Fixes

A large number of bugs (180+) were fixed in the release. The most important ones are documented here:

AGENT PAGE

- 5089: Agent page won't update agent presence

- 4955: Softphone Auto Answer
- 5115: Switching off pause amends
- 5065: Agent page not updating correctly

API

- 4979: Query too long for HWM breaks Uniloader web
- 4917: "Custom Dial" API call not working correctly with Hotdesking mode.
- 5041: ptUsers JSON editor not working as intended
- 5195: JSON, XML-RPC and LDAP auth drivers
- 4932: API Dial out with hot-desking agents

SYNCHRONIZER

- 4942: Synchronizer: Usability review
- 4605: Synchronizer accepts broken JSON ation
- 4686: Synchronizer won't update agent levels
- 4091: User classes should appear with the name instead of the number in the Synchronizer CFG files
- 5143: Synchronizer: small graphics improvements
- 5128: Export Reports play button should not appear for export jobs that refer to deleted reports
- 4374: Synchronizer is unable to rename agents correctly
- 4981: Wrong security key needed to edit QM objects
- 5068: Reminder on server-side logging
- 4273: NullPointerException in Synchronizer, is PBX array is null

ENGINE

- 5101: Multi-stint mode ignores intermediate calls
- 5100: Cache-aware web data upload
- 5091: Alias ending in space not being recognized

GRAPHICS / WHITELABELING

- 4947: Whitelabeling: remove URLs if non-Loway
- 4633: Import basic graphical components from shared library Loway-js-gui
- 4812: Themes: load just once
- 5155: Whitelabel: remove Queuemetrics from the login page
- 5033: Screen reader support for Home Page
- 4759: Color.js uses wrong method of importing colors

- 5011: Resized the Reports and Wallboards infoboxes.
- 4295: Screen-reader support
- 4851: Hide everything on Licensing page

PACKAGING / SETUP

- 5035: Display commit-id on builds
- 5175: Export JSON stack traces
- 5132: Remove System.out.println() calls
- 4931: Improve bundling / reduce sizes
- 4966: MySQL 8 treats privileges grant as a syntax error
- 4956: DB JSON field for wallboard definition should be larger

PBX PLATFORMS

- 4984: Finding correct spy extension for Enswitch with switchboard
- 5193: Enswitch: find calls on queue even if queue is dtype not stype
- 5137: AMI tester error message not very clear

QA

- 5203: QA Form is not working properly
- 5020: Grader's page: cannot open QA pop-up
- 5099: Cannot click on Pencil item in QA

REAL-TIME

- 4951: Quick Agent Report from Realtime view not working after update 20.11
- 4669: Cannot delete saved real-time query from home-page
- 5043: Default queue for realtime page ignores visibility keys
- 5079: Cell for queue "00 All" is broken in RT
- 5173: Exports from Realtime View not available.

REPORTS

- 5081: Agent levels not working properly
- 4535: Quick Agent report from the Realtime view uses the incorrect "Period end date"
- 4333: Datablock "OU08 – Call results by feature code" not working as intended
- 4321: PDF exported reports not paged correctly
- 4395: Timezone offset filter not working in custom reports
- 4994: Synchronizer: won't fail on invalid input

- 4362: CRM URL not showing in Call Details
- 4336: Skills description not showing in reports.
- 5073: Audio recordings don't play in Safari
- 4688: Unable to delete or edit Saved real-time queries
- 4976: Inconsistent sort in Datablocks
- 5023: NPE on agent sessions
- 5080: Wallboard does not obey realtime.members_only=true
- 5022: Error with Skill filter
- 4958: Filter breaks client
- 5009: Hidden datablocks columns are exported when exporting a report.
- 5107: Max. Attempt filter does not accept 0 as a value
- 5005: Expored reports might have different DataBlock Order
- 5088: DetailsDO Executive Summary not exporting correctly
- 5141: Throw-away reports: names
- 5027: Wrong sorting in data blocks
- 5123: Report exporting fails on formatted numbers or times longer than 24 hours
- 4946: Finding columns issues in reports
- 5148: Large memory allocation in exporting XLS reports
- 5039: New Feature: Temporary Reports
- 5191: Button (+) loses all changes without asking
- 5097: Code issues on ExportColumn
- 4953: Re-activate direct links into reports from RT
- 5094: No pie chart if there is only one item
- 4864: Replace editors with ReportsStorage
- 5086: SLA Report not showing correctly, for the Spanish and other languages
- 5124: HomePage: display news text as a hovering tooltip
- 5066: Report Exports show HTML
- 5190: Filter editor: min and max filter should be close to each other
- 5199: SSAR Reports not being saved correctly
- 5114: Report page does not process query when deleting a report
- 4960: Client should be able to handle filters written in Server Side Format
- 5000: Shape Arabic letters for PDF export
- 5117: Autosave toggle should be placed in settings menu
- 5171: Max row check for excel export
- 4943: XLS: Workbook already contains a sheet of this name

- 5145: OOM exporting data: creates regexps
- 4975: When export name is too long, XLS exporting does not work
- 5189: Block appears in Edit Mode within the selection bar
- 4983: Charts are broken if datapoints are formatted strings
- 5197: Add note panel of QA Forms is not aligned correctly
- 4934: Wallboard crashes if call is present on Live_Calls table
- 4967: XLS report exporter is skipping column headers
- 5206: Variable filters takes 2 parameters
- 4992: new report does not create new page in firefox
- 5116: Autosave should be deactivated even for autosaving reports clone
- 5042: Report Exports should support typography, alignment, hidden columns and column sort order
- 5168: Show in frontpage does not affect queue menu in report page
- 4809: Filters should be addable with ENTER key
- 5084: Disconnection cause not localized in the Reports
- 4941: Wand icon in realtime page does not appear
- 4973: Missing localization for default All Reports tabs on mouse-over
- 5121: Localize missing strings
- 5064: Too many styles in excel export
- 5188: Wrong **DayOfWeek**
- 4898: Invite text in block editor
- 5142: Auto-save toggles
- 5078: Export fails if blocks have two columns with same name
- 5196: Broken Histograms in QA Report
- 4933: Redux code cleanup and documentation
- 5205: Missing Filter CODA_F_shortcall_attempt
- 5028: Improve coolness of the sort image in report tables.
- 5164: Report default title should be already populated
- 5202: Call markers don't work
- 5136: DetailsDO.AgentSessions not exported correctly in excel
- 4972: Column sorting and editing in the datablocks unusable if there are not enough calls.
- 5120: Some Icons are not aligned
- 5182: Reports don't work when report with no queue is loaded
- 4896: XLS export: strings too long
- 5019: Missing Grader's Page, PerfTracker and Coaching links

- 5204: Report share link does not set report id parameter correctly
- 4988: Missing localization labels klok_% / klok_chart
- 5163: Auto Save small issues
- 5201: incorrect records in table pager
- 4971: Magnifying glass icon missing from the "Detail of unanswered calls" datablock
- 5003: Error on export key-protected items
- 5119: Report title should indicate report status
- 5059: Reports add a new empty page when cloned
- 4871: Extract tests from Filters
- 5087: Days of the week showing with the # symbol
- 4978: Export of call detail dates
- 5067: Report Exports do not format new data types
- 5098: Private reports work as though they were public
- 5024: Export to Excel with too many rows
- 5162: Report Settings Toggles formatting issues
- 5200: SSAR Reports not being listed correctly
- 4961: New page does not load when created
- 5134: Previous Week time-frame not calculated correctly
- 5002: Disconnection reason for lost call is decoded incorrectly
- 5118: Report title should be first in report recap panel
- 5046: Most numbers are left-aligned
- 4944: If empty report, no graph
- 5093: Swap axes on SLA reports
- 4987: React warning: Cannot update a component
- 4954: Display block ID for JSON access of AG09/AG18
- 4945: Missing localization for DOW

WALLBOARD

- 5129: Supervisors cannot change queues in Wallboard
- 5085: Pause description not showing on the Wallboard
- 5152: Call Action on the Wallboard not behaving as expected.
- 4950: "Avg. Queue Info" and "Live Agent Counters" not updating properly after 20.11 update.
- 5082: Wallboard not sortable
- 4963: Wallboards cannot be deleted
- 5147: Cannot change queues in wallboard if in read only mode (not kiosk)

- 5017: Wallboard not updating if agent is part of a group
- 5153: Wallboard Hotkeys need a modifier
- 4969: Wallboards are not deletable in QM 20.11
- 5010: Wallboard not updating when changing queue for the Supervisor.
- 4913: WebRTC softphone with FreePBX15 support PJSIP
- 4549: "Agents Ready" widget displaying a copy of the queue, when only one queue is selected as a filter
- 5113: Transpose method fails in JsTable
- 5151: Missing arrow icons from wallboard widget sorting.
- 4990: Wallboard: missing oDec?
- 5083: Remove "W:INSPECTOR" debug widget.
- 5126: Agents Ready widget won't count agents on ALL queue
- 4361: Wallboard page keeps polling with server error if too many agents
- 5063: Wallboard not decoding agents and queues in tables in wallboard
- 4962: Missing Icons in Softphone
- 4741: Remove Tabulator component
- 5135: Wallboard queue selection not allowed for users without the Wallboard edit key.
- 5018: Counters on the wallboard go to zero after 1000
- 5150: First row of the wallboard Widgets not sticky

Release 20.11

The release 20.11 of QueueMetrics focuses on the all-new Home and Report pages, making it easier, more effective and even more pleasant to analyze data from any device you want to use - from desktop to mobile, empowering remote workers.

- A new Home Page
- A new Reports page with related Exports
- Themes and white-labelling
- Improved WebRTC soft phone
- New JSON APIs
- Security improvements
- PBX support: Squashed clusters, Mirta PBX and Enswitch
- Security improvements
- Remove wrongly-logged double closing records

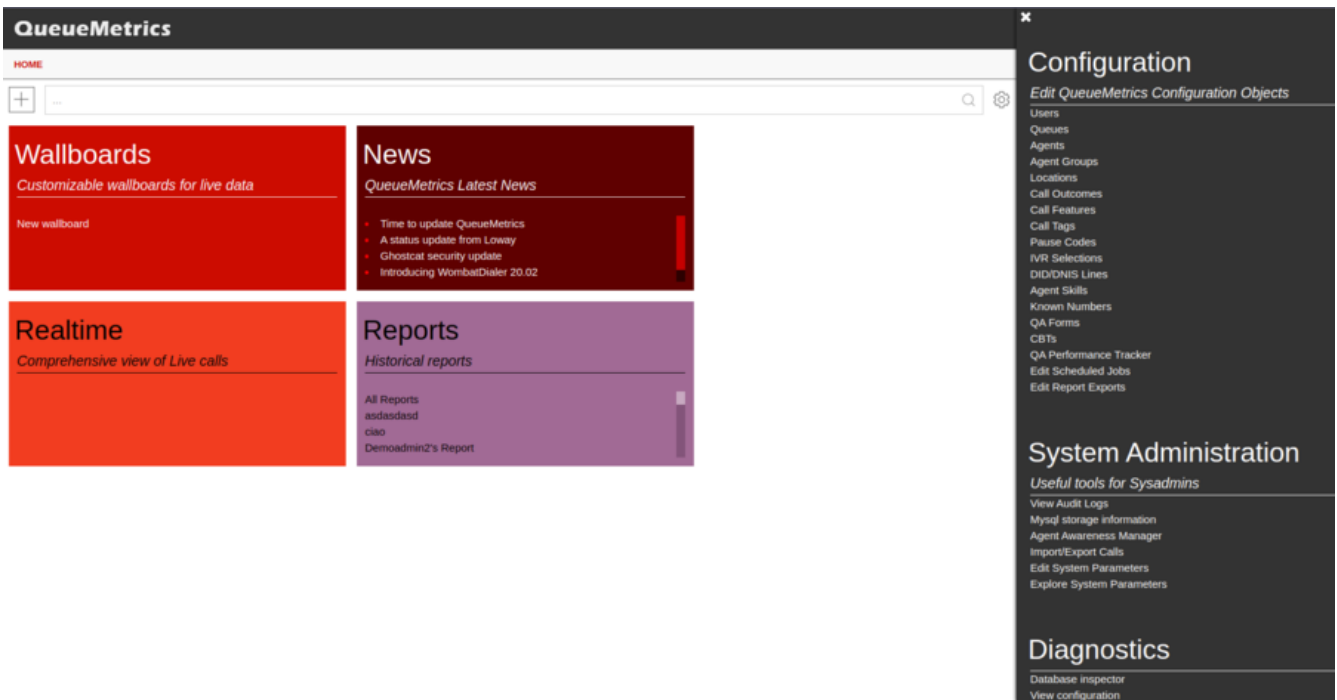
QueueMetrics 20.11 is our **largest update ever**; in total, it took about one year of work to our developer team, with about 250 bugs/CRs filed and ~1000 code commits.

QueueMetrics 20.11 is immediately available for all CentOS based distros as an RPM package, for Gentoo as **ebuild**, for Docker as image on DockerHub and as a TGZ file for manual installation for any OS.

It supports 23 distinct languages/locales, including the recent addition of Turkish.

New Home Page

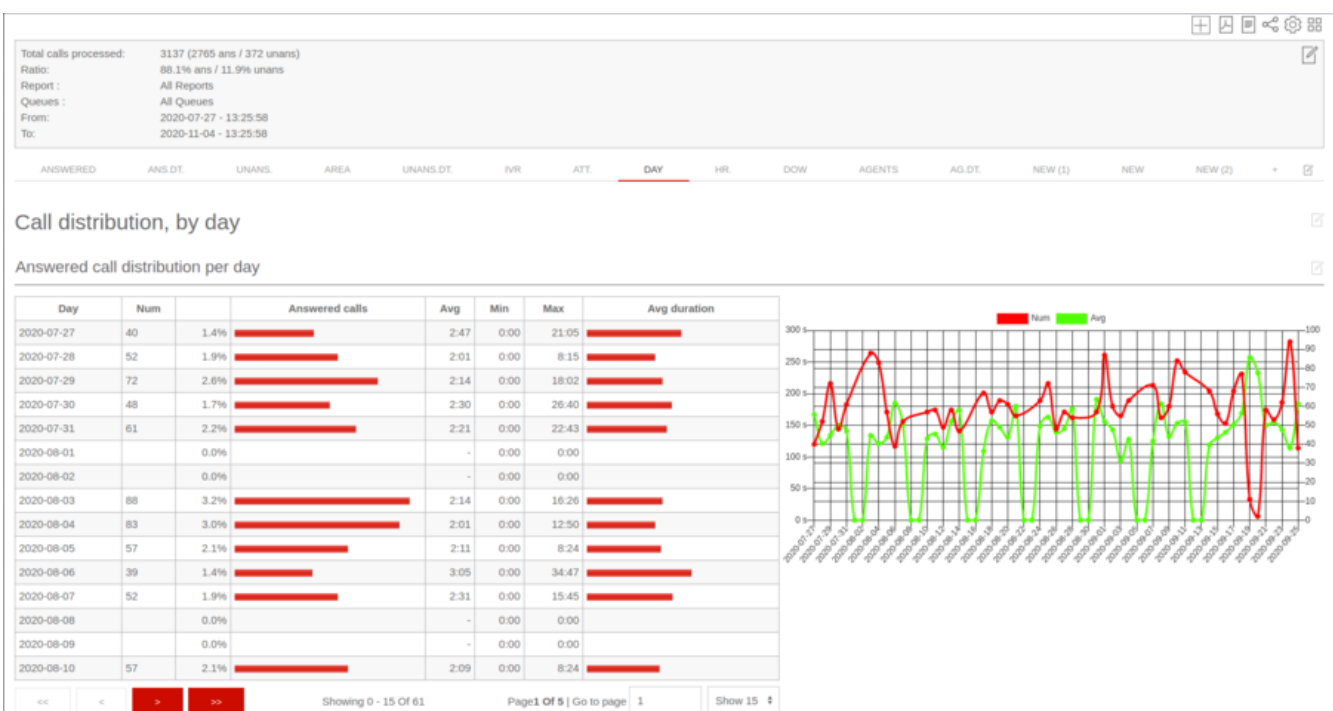
The new home page is clearer and easier to navigate, as it groups all items into **Information Boxes** (InfoBoxes). Each user can decide what they want to see, and can arrange boxes to best fit their workflow. All boxes are **searchable**, so whether you are looking for a specific function or for that report you just created, you can just type a part of its name in the search bar on top and it will be immediately found.



The new Home Page - actually, all of QueueMetrics - is now responsive and works on devices of all sizes, so you can use it just as easily from the browser in your PC, from your tablet or your mobile when you are on the go - or just working from home.

New Reports and Exports

The new reports are much more flexible than what old reports used to be. They are fully interactive, so you can change any condition - time period, queues, filters, settings... - and what is on the screen will be updated in real-time. There is no distinction between editing a report and running it - you can change anything at any time, and you can create your own reports as you see fit.



Filters have become way more powerful; you have more of them, they are easier to use, and you can nest them to form complex queries. They are saved within the report itself. Time periods are

more flexible, so you can use a large number of presets or create your own.

But the best part of the new reports are **data blocks**: you can explore all possible data blocks out of a canvas on the right side of the screen, where you can see them as a preview but with real, live data, and then pull them into your report when and where you need them.

The screenshot displays the QueueMetrics dashboard interface. On the left, there's a sidebar with the QueueMetrics logo, a 'HOME' button, and a grid of icons. Below the icons, a summary box shows: 'Total calls processed: 21402 (15409 ans / 59.4%)', 'Ratio: 72.0% ans / 28.0% una', 'Report: Clean SLA', 'Queues: 00 All, 400', 'From: 2019-10-20 - 00:00:00', and 'To: 2020-10-21 - 15:14:02'. Below this is a 'Main SLA' section with an 'Inclusive SLA (computed on both answer and hold)' table:

Hangup	N. Calls	Delta	Percent
Within 5 seconds:	16416		76.7%
Within 10 seconds:	19016	+ 2600	88.9%
Within 15 seconds:	20526	+ 1510	95.9%
Within 20 seconds:	21003	+ 477	98.1%
Within 30 seconds:	21306	+ 303	99.6%
Within 40 seconds:	21359	+ 53	99.8%

The main content area on the right features three data blocks:

- Schedule Adherence per day of week** (CallDistrDO StaffPerDOW): A table with columns for Day, Agents, and a percentage. Red bars represent adherence levels for each day.
- Queue length per day of week** (CallDistrDO QPosPerDOW): A table with columns for Day, Avg, Min, Max, Cover, and Steps. Red bars represent queue lengths.
- Inclusive SLA per day of week** (CallDistrDO InclSLAPerDOW): A table with columns for Day and various SLA thresholds (< 10, < 20, < 30, < 40, < 50, < 60, < 70, < 80, < 90, < 100, < 110, < 120).

At any point you are free to **export** your report as an Excel or PDF file, or you can have it run as a scheduled job to be sent by e-mail - correctly applying all their settings and filters.

Themes and white-labelling

QueueMetrics now supports **themes**; you can chose between a "classic" look and a new dark theme that is easier on the eyes. Theme and graph colors have been selected to be effective even for users with reduced color vision.

The new themes also make it possible to have a custom OEM version of QueueMetrics for resellers who need it.

Improved WebRTC SoftPhone

The WebRTC softphone was significantly improved to offer multiple concurrent lines, attended or blind transfer and a mute button, as well as better ergonomics for all-day usage.

New JSON APIs

QueueMetrics 20.11 allows the searching of arbitrary audio storage systems, by exposing a simple JSON interface that your audio storage can implement. This means that if you have a special audio

recordings server, or use an external provider, it is very easy to make its contents (audio, but also video, transcriptions, chats...) available to your QM users.

QueueMetrics can also be set up to "stay in the middle" between client and audio storage back-end, so that the latter is not exposed to the client. As a bonus feature, QM will log on its audit logs all accesses to audio recordings and the actual data that was downloaded by the client.

Security improvements

QueueMetrics has had a number of security improvements, both in terms of security fixes and by implementing a new "secure mode" that disables a number of potential avenues for external attackers to do reconnaissance and to attack QM servers. The new secure mode is controlled by an optional property, and is recommended for critical or publicly-exposed systems.

New platforms

QueueMetrics 20.11 supports directly both the Enswitch platform, now without a need for a separate activation module, and Mirta PBX. It also supports "squashed clusters", that is possibly large clusters of Asterisk boxes processing the same queues on multiple parallel systems at once.

All those changes are targetted at mid-scale telephony providers, where our QueueMetrics Live service allows a hassle-free experience with out-of-the-box integration.

Parser improvements

One major change only: QueueMetrics now recognises cases where the PBX wrote a double logging of call closure records for the same call, and will silently skip the extra record - those that caused those so annoying "*" calls.

It is also possible to originate calls manually through the API, sending along a set of variables together with the number to be dialled, so that they are set on the outbound call and visible in reports and to agents.

Deprecations

- **Direct access** to the queue_log file is deprecated. You should upload data using Uniload to a SQL partition instead - or, even better, upload through the web-service.
- The old **agent page** (non-Icon) is deprecated. It should not be used any longer.
- The **XML-RPC** interface for webservices is deprecated. The JSON services implement all the functionality and more, and are easier to consume from modern development environments.
- The paged data blocks **UD02**, **OD03** and **OD04** are automatically replaced in 20.11 with their non-paged equivalents, as paging is now handled by the new reports page.
- The data blocks **OD01**, **XS01** and **AC01** were removed in 20.11, because their functionality is not needed with the new reports page.
- The CallCabinet driver was removed in 20.11.

- The Qloader script was superceded by Uniloader, that is flexible and stable. It was removed in 20.11.
- The Visitor's page was removed in 20.11.

Bug Fixes

A large number of bugs were fixed in the release. The most important ones are documented here:

Agent Page

- 4664: Remove disabled items from Icon menu
- 4480: Occasionally the Alias is not sent correctly to the Agent page.
- 4351: Wrong queue login/logout buttons in QueueMetrics Agent Page when dynamicLoginQueues=assigned
- 4651: The call outcome appears even if platform-disabled
- 4628: New softphone should not appear in agent page if not configured
- 4799: Agent page font css import not working
- 4575: Softphone: Mute and Second line

APIs

- 4391: Search audio via JSON
- 4233: Uniloader users with grants to upload to different partitions
- 4588: Missing FTR code in JSON request
- 4512: Force token for specific Uniloader web user
- 4520: Remove CallCabinet module
- 4428: Proxy to stream audio calls
- 4307: Using TPF's JMX reader

Configuration

- 4611: Possible SQL Injection - cfg2_queues_agents
- 4301: Synchronizer does not read pjsip and sip agents from queue_log file or db
- 4365: Synchronizer does not read queue_log data
- 4613: Synchronizer: users not created
- 4534: Explore system parameters showing wrong default configuration for the platform.
- 4385: Synchronizer page crashes while importing configurations in Firefox
- 4476: Dbtest/Inspector could be clearer
- 4638: Security pack
- 4642: Security: De-brand login page

- 3824: Clone a Known Number
- 4860: Broken icons on Export Report page
- 4641: Security: Mitigation of verbose error messages
- 4312: Synchronizer General Actions Panel
- 4760: Header of the tables is broken in admin section
- 4585: Connection pool issue on DbTest
- 4310: Protecting items from deletion in Synchronizer
- 4639: Security: Mitigation to User enumeration
- 4671: Platform published on the AMI queue inspector may be incorrect
- 4308: Add a way to protect Agents and Queues from Configuration Synchronizer
- 4640: Security: Mitigation to Insecure session-id storage
- 3261: Add default.callStatusTimeout to the documentation
- 4573: Automatic DB setup does not work
- 4302: Default admin account in DB Sample should include whisper and barge security keys
- 3583: sql_mode issues with Mysql >=5.7.5

Engine

- 4532: Parser tracks session incorrectly when call is answered on removemember
- 4604: Encode queue names
- 4654: Remove wrongly-logged double closing records
- 4890: Normalize PJSIP channels

Graphics

- 4410: UIKit very slow when rendering tables
- 4364: The left-bar menu for configuration is broken
- 4522: Hard-to-read titles in QA
- 4368: Cannot Send CBT, javascript error
- 4367: Broken storybook
- 4617: Add "noindex" to skip search engines
- 4781: QM won't start without the default theme
- 4749: Theme detection should happen in start, not in start2
- 4748: Themes should be sorted by code - Change default code to "classic"
- 4792: Mis-aligned HTML tables
- 4692: Create layout for infobox DIAGNOSTICS
- 4421: Css Hotswap for dynamic themes

- 4782: Custom Image should have an alpha channel to match better the dark theme
- 4813: Links to whitelabel under /dbtest
- 4430: Newsfeed Cookie raises a warning
- 4478: DbTest: improve graph layout
- 4409: licence.jsp: remove link to third party
- 4851: Hide everything on Licensing page
- 4524: sysup.jsp: no lingering HTTP session

Packaging

- 4406: Security issue with Jackson-databind 2.9
- 4331: Gradle/webpack build for different themes
- 4349: RPM issue with CentOS 7.7?
- 4661: New license terms for deactivation
- 4157: Reduce attacker risk surface
- 4744: Replace product names in build and languages
- 4690: Linting of JSON and XML files
- 4739: Fix all TPF compiler warnings

Platforms

- 4683: Cannot pause agent with hotdesking and DirectAMI
- 4627: Enswitch: events returned in the wrong order
- 4508: Tracking / proxying of all recordings
- 4531: Squashed cluster
- 4701: Dialplan to track VAR attributes on outbound calls
- 4290: Support MiRTA PBX
- 4448: DirectAMI mode using the same "MemberName", "Interface" and "StateInterface" extension when login an Agent on the queue.
- 4380: Unknown ACM Asterisk 16.7.0 Asterisk Call Manager/5.0.1

QA - Quality Assessment

- 4291: QA Form not working on radio choices
- 4323: QA form not displaying correctly when running a QA report

Real-time

- 2976: Call list fields: missing TRANSFERRED TO item
- 4111: Quick agent report, filters the realtime view as well without a notice.

Reports

- 4499: Broken report displays only chevron sign
- 4485: Customization: Outbound stats
- 4300: Call Overview report is broken when direction data is not available for the queue
- 4612: Possible SQL Injection - Exports
- 4479: Huge memory allocation on real-time with incorrect data
- 4465: Removed deprecated "TimeZoneOffset" filter for the Custom Reports.
- 3074: Idea: direct link to specific reports, as a unique link.
- 4501: UN17 sorting table incorrectly
- 3906: Export Jobs cannot be filtered by agent
- 4637: Move items off the DBTEST page into home
- 2088: Month name in XLS/PDF exports

Wallboard

- 4264: Incorrect XSS detection on wallboard alarms
- 4600: Wrong label "Pause code" for Spanish
- 4547: Widget configuration queue scroll issue
- 4298: Live Agents table Status field is broken
- 4847: Queue selector too big

Languages

- 4392: Turkish language

Documentation

- 4684: Set up QM behind proxy
- 4670: Docs: add a "deprecation" section
- 4526: Unloader example on the manual

Release 19.10

Release 19.10 focuses on a major improvement in the UI: it was thoroughly rebuilt with a modern toolkit, as to have an up-to-date look and support mobile browsers. The result is meant to be very familiar to existing QueueMetrics users, but is easier on the eye and has a unified look across the product.

- New UI
- New "synchronizer" module
- Agents actions can be performed through a generic JSON API
- Improved security and efficiency
- Deprecations and possible issues with older versions
- Support for the Korean language
- Bug Fixes

QueueMetrics 19.10 is immediately available for all RedHat/CentOS based distros as an RPM package, for Gentoo as ebuild, for Docker as image on DockerHub and as a TGZ file for manual installation for any OS. It supports 22 distinct languages/locales.

New UI

The new UI offers a better look, better readability and works reliably on the smaller screens of mobile devices. It is more maintainable, uses modern JavaScript libraries and offers better readability on high-DPI devices.

The initial approach was to avoid any surprises to our users, so the way the product works will still be very familiar to our existing QueueMetrics customers - as always, QueueMetrics tries to adhere to the principle of least surprise.

The real-time page looks very similar, though somehow lighter on the eye, especially with icons.

RELOAD **ADD MEMBER**

Filters Parameters

Queue(s): 3002, 3013, 3001, 3012, 3000, 3011, 3010, 3020, 3009, 3008, 3019, 3007, 3018, 3006, 3017, 3005, 3016, 3004, 3015, 3003, 3014, 999

Update: 14:28:49

Alarms: 4

Reload: 5s

Queues: Active

Agents: All

Location: -

Group: -

Superv: No

Reports

Recap

Calls

Agents

Queue	N. agents	Ready agents	On pause	Unk	Bsy	N. Calls waiting	On phone inbound	On phone outbound
00 All	47	39	3	0	0	1	5	0
3002	3	1	1	0	0	0	1	0
3004	3	2	0	0	0	0	1	0
3005	3	3	0	0	0	1	0	0
3007	3	2	0	0	0	0	1	0
3008	5	4	0	0	0	0	1	0
3018	2	1	0	0	0	0	1	0

Calls being processed:

Queue	Caller	Entered	IVR	Waiting	Duration	Agent	MOH	Info	Srv
3005	339-555-3052	14:27:40	0:33	1:09	-	Frank Sappa #4		IVR: -8	
3002	453-555-4747	14:27:44	0:11	0:25	0:40	Conan Kilpatrick	0:16	IVR: -6	
3008	307-555-3736	14:27:44	0:31	0:25	0:40	Mike Green	0:29	IVR: -4	
3018	909-555-5935	14:27:49	0:21	0:19	0:41	Sarah Sal	0:24	IVR: -1	
3004	343-555-1868	14:27:56	0:36	0:17	0:36	Jude Salls	0:07	IVR: -5	
3007	590-555-1556	14:28:00	1:05	0:40	0:09	Chen Suye	0:06	IVR: -2	

Agents currently logged in:

Since	Agent	Last logon	Queue(s)	Extension	On pause	Srv	On queue	Caller	Last call	IVR	Waiting	Duration
0:40	Mike Green	10/14 - 14:26:52	3008		-		00 All			-	-	
1:57	John Black	10/14 - 14:26:52	3017		-		00 All			-	-	
1:57	Angela Carlson	10/14 - 14:26:52	3001		-		00 All			-	-	
1:48	Agent 47	10/14 - 14:26:52	3002			14:27 #p1	00 All			-	-	
1:57	Michael Sons	10/14 - 14:26:52	3020		-		00 All			-	-	

The wallboard looks similar as well, though colors have been altered slightly to play well with the rest of the product.

QueueMetrics Call State » First page

Shift 1 11:48 2019-10-16

Agent Counter Tim Cruck 5 Taken 9:41 Avg. Talk 48:29 Tot. Talk

Agent Counter Mark Heil 4 Taken 7:39 Avg. Talk 30:38 Tot. Talk

Agent Counter Frank Rabitt 4 Taken 3:48 Avg. Talk 15:12 Tot. Talk

Agent Counter Debbie Marks 8 Taken 3:43 Avg. Talk 29:49 Tot. Talk

Agents Ready 21

N Agents On Call 25

N Waiting Calls 1

Live Calls

Status	Queue	Caller	IVR	Wait	Talk	Agent
●	3011	221-555-9038	0:58	0:20	22:58	Agent/140
●	3007	772-555-2607	2:22	0:21	20:50	Agent/142
●	3019	744-555-6252	2:57	0:30	19:47	Melissa Castle
●	3017	901-555-9142	4:08	0:12	17:13	Jude Salls
●	3008	623-555-6580	1:53	0:18	17:06	Carl Kill
●	3016	368-555-5546	0:47	0:08	17:15	Agent/149
●	3010	442-555-6865	3:22	0:17	15:49	Michael Sons
●	3000	428-555-1389	1:46	0:40	14:28	Agent/137
●	3013	817-555-6494	1:01	1:37	12:18	Agent/144
●	3011	695-555-9430	2:16	0:24	12:08	Sarah Sal
●	3013	285-555-7482	0:30	0:18	11:58	Agent/136
●	3002	763-555-1227	1:54	0:06	11:40	Agent 47

Bar Graph - SLA

Longest Wait 0:22 Queue

Avg. Queue Info 00:06:07 Avg. Talk 00:00:21 Avg. Wait

Lost Calls 28.7 %

Answered Calls 71.3 %

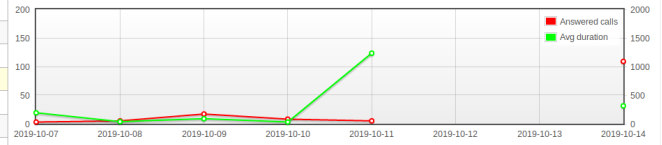
SLA 30 Seconds 80 %

Reports have a lighter look, but are readable on very small or very large screens.

Answered call distribution per day

Day	Num		Answered calls	Avg	Min	Max	Avg duration
2019-10-07	3	2.0%	<div style="width: 2.0%;"></div>	3:11	0:09	8:57	<div style="width: 2.0%;"></div>
2019-10-08	5	3.4%	<div style="width: 3.4%;"></div>	0:36	0:04	2:10	<div style="width: 3.4%;"></div>
2019-10-09	17	11.6%	<div style="width: 11.6%;"></div>	1:27	0:03	7:15	<div style="width: 11.6%;"></div>
2019-10-10	8	5.4%	<div style="width: 5.4%;"></div>	0:29	0:02	2:01	<div style="width: 5.4%;"></div>
2019-10-11	5	3.4%	<div style="width: 3.4%;"></div>	20:33	2:38	1:15:39	<div style="width: 3.4%;"></div>
2019-10-12		0.0%	<div style="width: 0.0%;"></div>	-	0:00	0:00	<div style="width: 0.0%;"></div>
2019-10-13		0.0%	<div style="width: 0.0%;"></div>	-	0:00	0:00	<div style="width: 0.0%;"></div>
2019-10-14	109	74.1%	<div style="width: 74.1%;"></div>	5:12	0:01	27:49	<div style="width: 74.1%;"></div>

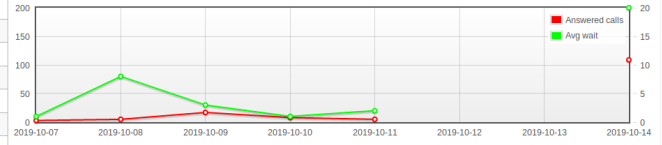
Export as... [Excel](#) [CSV](#) [XML](#)



Answered call wait time per day

Day	Num		Answered calls	Avg	Min	Max	Avg wait
2019-10-07	3	2.0%	<div style="width: 2.0%;"></div>	0:01	0:01	0:02	<div style="width: 2.0%;"></div>
2019-10-08	5	3.4%	<div style="width: 3.4%;"></div>	0:08	0:02	0:23	<div style="width: 3.4%;"></div>
2019-10-09	17	11.6%	<div style="width: 11.6%;"></div>	0:03	0:01	0:13	<div style="width: 11.6%;"></div>
2019-10-10	8	5.4%	<div style="width: 5.4%;"></div>	0:01	0:01	0:03	<div style="width: 5.4%;"></div>
2019-10-11	5	3.4%	<div style="width: 3.4%;"></div>	0:02	0:01	0:05	<div style="width: 3.4%;"></div>
2019-10-12		0.0%	<div style="width: 0.0%;"></div>	-	0:00	0:00	<div style="width: 0.0%;"></div>
2019-10-13		0.0%	<div style="width: 0.0%;"></div>	-	0:00	0:00	<div style="width: 0.0%;"></div>
2019-10-14	109	74.1%	<div style="width: 74.1%;"></div>	0:20	0:01	1:01	<div style="width: 74.1%;"></div>

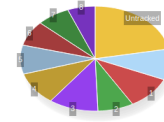
Export as... [Excel](#) [CSV](#) [XML](#)



IVR Selection

IVR	N. Calls		...	Total Duration	Average Duration	Min Duration	Max Duration
Untracked	37	22.0%	<div style="width: 22.0%;"></div>				
0	16	9.5%	<div style="width: 9.5%;"></div>				
1	17	10.1%	<div style="width: 10.1%;"></div>				
2	13	7.7%	<div style="width: 7.7%;"></div>				
3	18	10.7%	<div style="width: 10.7%;"></div>				
4	17	10.1%	<div style="width: 10.1%;"></div>				
5	15	8.9%	<div style="width: 8.9%;"></div>				
6	13	7.7%	<div style="width: 7.7%;"></div>				
7	12	7.1%	<div style="width: 7.1%;"></div>				
8	10	6.0%	<div style="width: 6.0%;"></div>				

Export as... [Excel](#) [CSV](#) [XML](#)



Queue Details

Date	Caller	Queue	IVR	Wait	Duration	Pos.	Disconnection	Handled by	Attempts	Code	Stints	Srv	Feature Codes	Variables
10/14 - 14:26:57	756-555-9631	3005	3:13	0:12	0:08	0	Caller	Frank Rabbitt	1					
10/14 - 14:27:17	500-555-1179	3010	3:05	0:29	0:23	0	Caller	Tim Cruck	1					
10/14 - 14:27:33	969-555-5308	3015	2:56	0:42	0:04	0	Caller	Jacob Jules	2					
10/14 - 14:27:18	799-555-9892	3004	3:04	0:26	0:29	0	Caller	Debbie Marks	1					
10/14 - 14:27:35	353-555-4925	3014	3:28	0:22	0:20	0	Caller	Gill Whiseman	1					
10/14 - 14:27:19	862-555-7835	3008	3:47	0:45	0:07	0	Caller	Agent/139	2					
10/14 - 14:31:06	950-555-2686	3006	0:24	0:18	0:19	0	Caller	Greg Gregson	1					
10/14 - 14:27:20	255-555-4944	3018	4:03	0:21	0:24	0	Caller	Mark Heil	1					
10/14 - 14:31:12	900-555-7206	3012	0:11	0:22	0:25	0	Caller	Agent/149	1					
10/14 - 14:27:36	904-555-5900	3017	3:20	1:01	0:19	0	Caller	Agent/137	5					
10/14 - 14:30:24	635-555-6317	3005	1:51	0:20	0:01	0	Caller	Frank Sappa	1					

Call details now appear as a modal dialog, with a lighter tab selector.

CALL DETAIL	
Asterisk Call ID:	c:249753171
Date and time:	10/14 - 14:27:07
Queue:	3005 [3005]
Caller ID:	339-555-3052
Handled by:	-
Duration:	-
Time in IVR before queueing:	33 sec.
Waiting time:	84 sec.
Original position:	-
Disconnection cause:	Caller abandon
Transferred to:	-
Attempts:	4
Last Failed Attempt:	Frank Sappa
Bridged Channel:	-
Stints:	1
URL:	
Status code:	
Tag:	
Srv	
DNIS	
IVR selection	8

Developing the new UI was a major effort, as we had to basically rebuild everything, including parts of the presentation layer that were rather old. As a side effect, the new UI also opens the door to the complete white-labeling of the product, that will be available by Q1 2020.

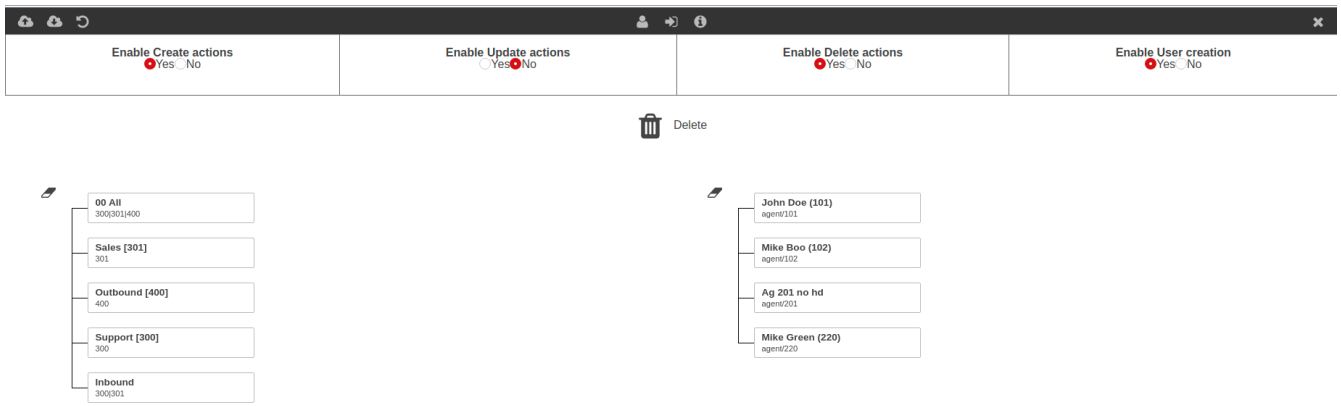
The new Synchronizer module

The data Synchronizer was rewritten in order to be easier to use;

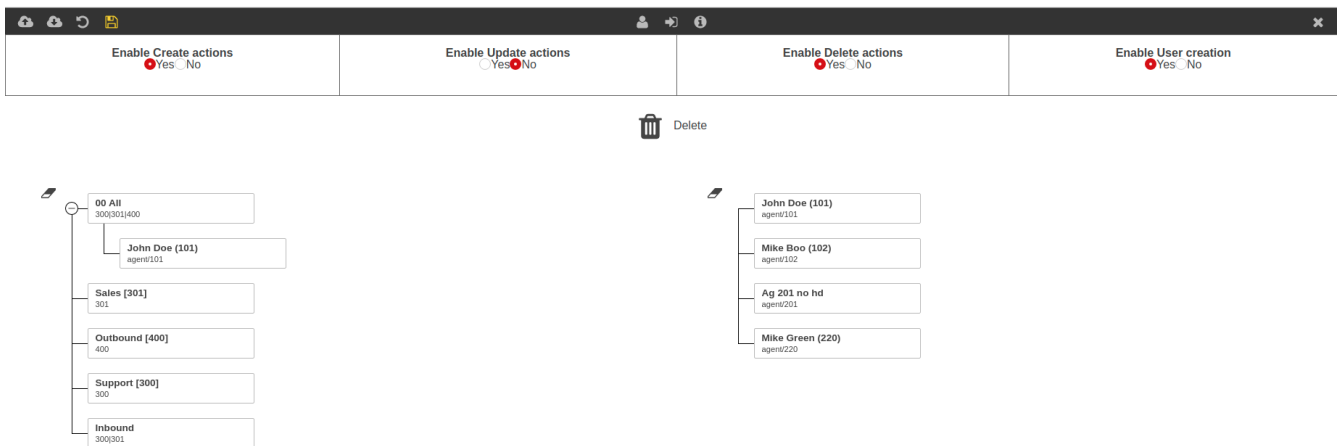
The Configuration Synchronizer module can be used to quickly configure QueueMetrics' queues and agents.

What the module does is the following:

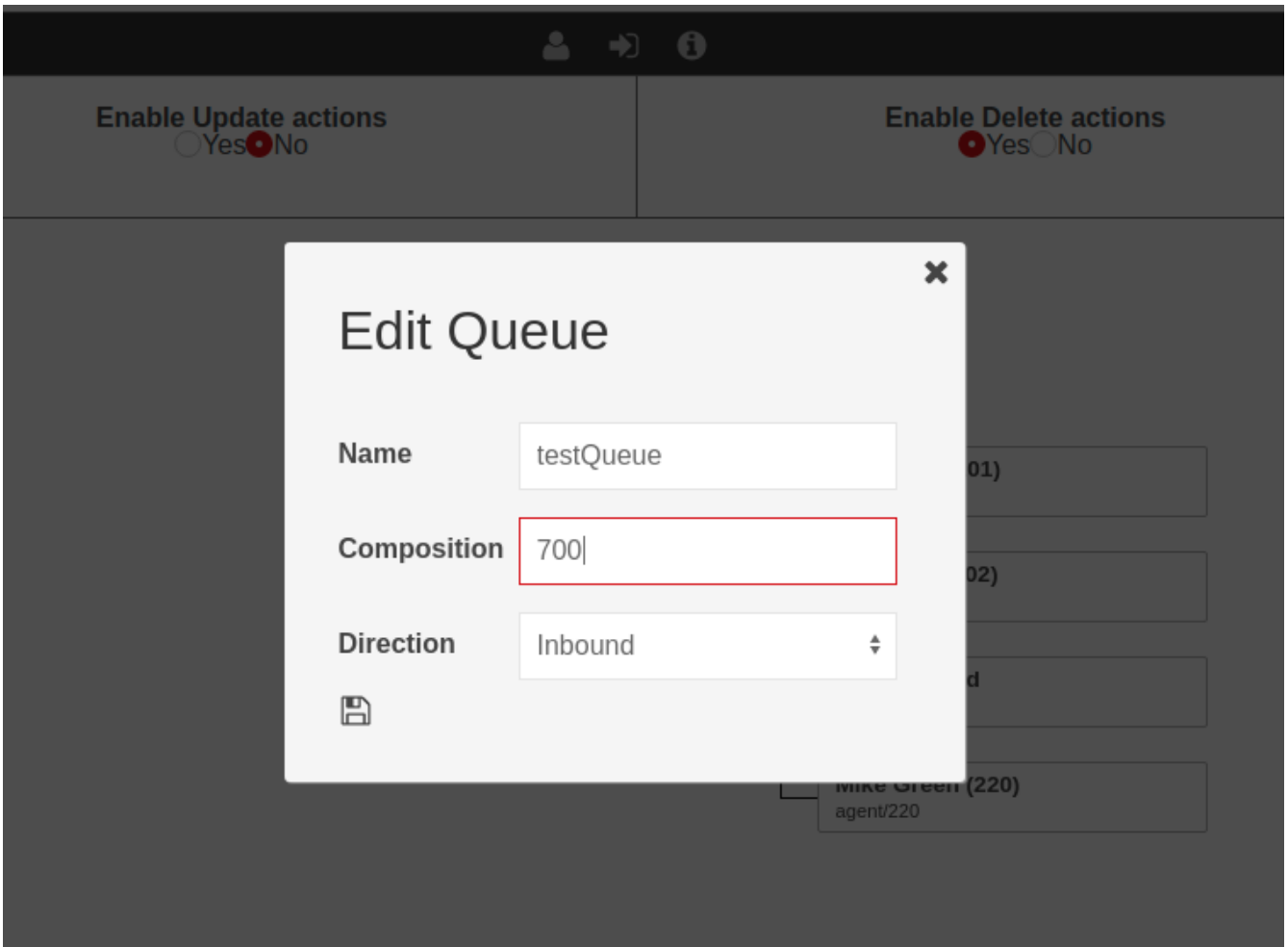
- Shows the current QueueMetrics configuration, in terms of agents and queues.



- Allows the user to edit agents, queues, and the association between agents and queues, by dragging the agents on the relevant queue.



- Allows the user to create a queue.



- Allows the user to create an agent.

able Up
○Ye

lete actions
○No

Edit Agent ✕

Agent ID

Description

Aliases

Extension

WebRTC Password

WebRTC Realm

WebRTC SIP Uri

WebRTC User

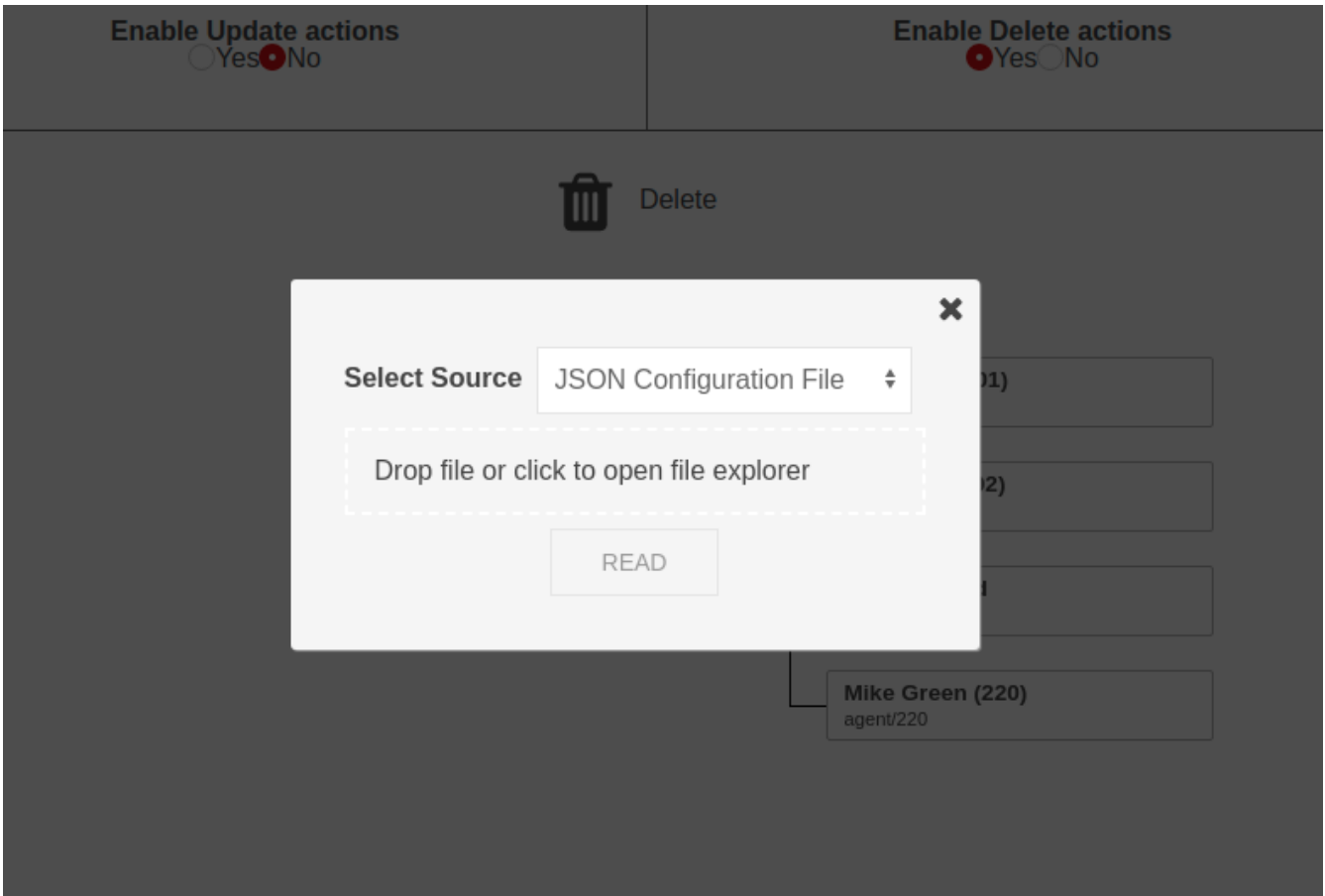
External Reference

User Password

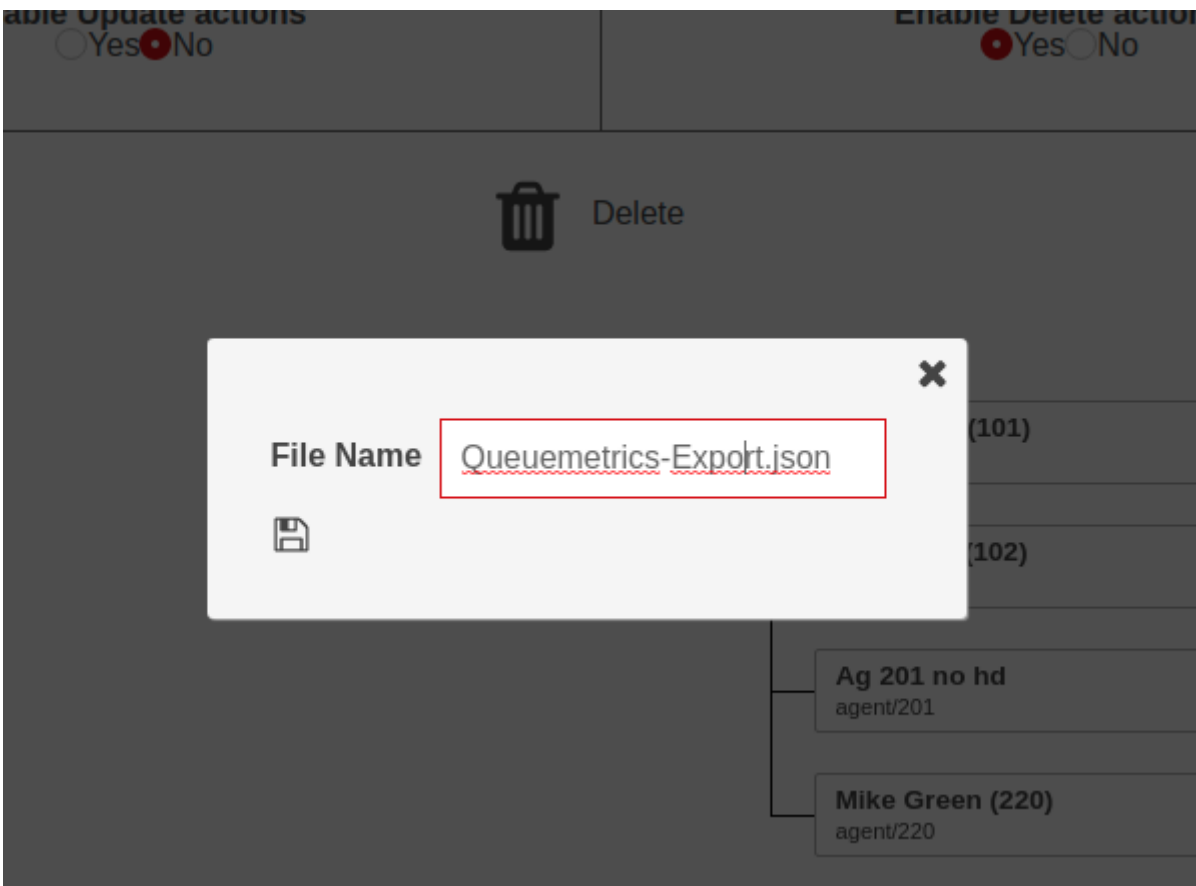
Vnc

IM

- Allows the user to import a configuration from an external source.



- Allows the user to export a configuration for backup purposes, or to copy on another machine.



- Allows the user to save the new configuration, applying it to the system.

See also:

- QueueMetrics User Manual: Chapter 9. Editing QueueMetrics Settings

Generic JSON API as an integrated platform

It is now possible to expose any PBX through a generic platform called **JSONAPI**.

This means that QueueMetrics is able to call a set of pre-defined JSON services and tell them **what** it wants done, so that they will implement the action in a way that is sensible for your PBX.

This platform lets you drive an arbitrary external system that implements a very simple declarative JSON API. This way, QM can control any PBX system, and it is often used to interact with cloud providers that "abstract away" the specific PBX API.

You can decide which features are enabled on your PBX back-end, so you do not have to implement all interaction features at once - for example, you could initially offer only agent login and log off, and add pauses or outbound as a second phase. Features that you did not explicitly turn on will be disabled.

- See also: QueueMetrics User Manual, "JSON API Actions"

Improvements

Security

An in depth third-party security assessment of the application has found a few security vulnerabilities, mostly theoretical, but this version includes significant work on data sanitization and improves the overall security of the product, especially when deployed on the public Internet.



It is in any case advisable to deploy QueueMetrics behind a security proxy if you want to deploy it on the internet, or just use our QueueMetrics Live service.

Performance

Based on large scale performance metrics gathered on our QueueMetrics Live service, we have improved the general performance characteristics of QueueMetrics by looking at the underlying architecture, and improving caching and run-time efficiency across all calls.

This has a significant impact especially for JSON services, leading to better execution times and improved latency.

Misc notable changes

Improved FreeSwitch/FusionPBX support

Support for the FreeSwitch platform now allows pausing with a pause code. Platforms have been re-factored to improve performance and offer better support for debugging, including a tester page

to display actions as they are executed.

Testing SMTP delivery

A new page under DbTest lets you test the SMTP settings of your QueueMetrics instance. Setting up SMTP delivery for scheduled reports used to be rather annoying, as you had to log in and log off every time to test new settings. Now you can just try parameters in a page that will send a sample email message and will report on the full SMTP dialog with the server.

- See also: QueueMetrics User Manual, "Testing email delivery"

New QA filters

QA reports can be run searching by caller-id and the call's unique id, either as fixed patterns or regular expressions.

- See also: QueueMetrics User Manual, "Quality Assessment in QueueMetrics"

Support for Korean language

QueueMetrics 19.10 supports the Korean language, following a trend of a growing market based in Asia.

Deprecations

- Sub-queues are officially deprecated and will be removed during 2020. If you still use sub-queues to handle different logical queues on a shared agent pool (e.g. for reservations of multiple hotels, events or movies, where you have different numbers for each item but have one large agent queue), you should migrate to call tags or DNIS.
- The AGAW client for Firefox is not supported anymore.
- As QueueMetrics versions prior to 19.04 might have issues displaying the real-time page by the beginning of year 2020, depending on the actual settings being used, we strongly suggest upgrading the system to avoid any risk.

Bug Fixes

A large number of bugs were fixed in the release:

Agent Page

- 4133 - Wrong agent status with All queues
- 4217 - Agent Page Softphone non answering call
- 4239 - extension field and actual extension are not aligned
- 4131 - "Default queue URL: " in the Queue configuration is not working.

API JSON

- 4191 - New TPF architecture - compile warnings
- 4185 - JSON Services: auth run twice
- 4196 - Including new high-performance JSON services
- 4165 - Remove classes for "vloader"

Real-time

- 4221 - Short calls filters not working on real-time
- 4231 - Licensed agents Alert missing the number of agents found
- 4236 - Busy number not updating
- 4113 - Extension non showing on realtime view in DirectAMI and hotdesking mode

Platforms

- 4272 - FreeSwitch platform in webqloader mode cannot send more than one action
- 4154 - Dump AMi stanzas if directami.verbose with unloader
- 4268 - FreeSwitch: sending pause code
- 4153 - DirectAMI: misleading num variable for optimizedagentchannel
- 4155 - Platform interface over JSON API
- 4285 - Issue with lost call in outbound dialplan

Reports

- 4152 - All Scheduled Jobs failing
- 4175 - Running a custom report the "Agent Group:" does not work correctly
- 4259 - Duplicated tab check in the Report Creation not working correctly - XLS export fails
- 4212 - Non-contiguous time filter, in custom reports, not working.
- 4143 - Call Outcome Description not showing in reports.
- 4163 - ArrayIndexOutOfBounds on popupOk
- 4097 - Issue with Skills filter
- 4238 - dynamic tables js function for sorting is inconsistent for some columns
- 4136 - Scheduled jobs fail with non-Ascii characters
- 4213 - Dynamic report exception on page reload
- 4181 - Hiding Agent Level column from reports
- 4226 - Using cached LProperties

Wallboard

- 4224 - Memory leaks crash wallboard
- 4102 - Agents Ready Widget shows the incorrect number of agents.
- 4098 - Live agents table does not filter for more than one queue
- 4251 - Wallboard keeps pinging server now that too many agents error has changed
- 4124 - Live Calls sorting by agent sorts by agent code and not by agent name
- 4245 - Circular Panel bar not showing for CallsWaiting circular panel
- 4123 - call actions call table does not appear if call list is not on the wallboard
- 4115 - If cluster list is populated in conf.properties but cluster mode is off, call actions don't work
- 4182 - Widget not displaying correctly the alert
- 4256 - Softphone events should possess dedicated Humanized Messages
- 4125 - Agent Actions OK button does not work if not in hotdesking mode

Configuration

- 4112 - "default.alwaysLogonUnpaused" parameter issue.
- 4091 - User classes should appear with the name instead of the number in the Synchronizer configuration
- 4249 - Synchronizer v2 React Graphical Interface and new services
- 4273 - NullPointerException in Synchronizer, is PBX array is null
- 4248 - Testing SMTP delivery

QA Module

- 4161 - Additional QA filters

Release 19.04

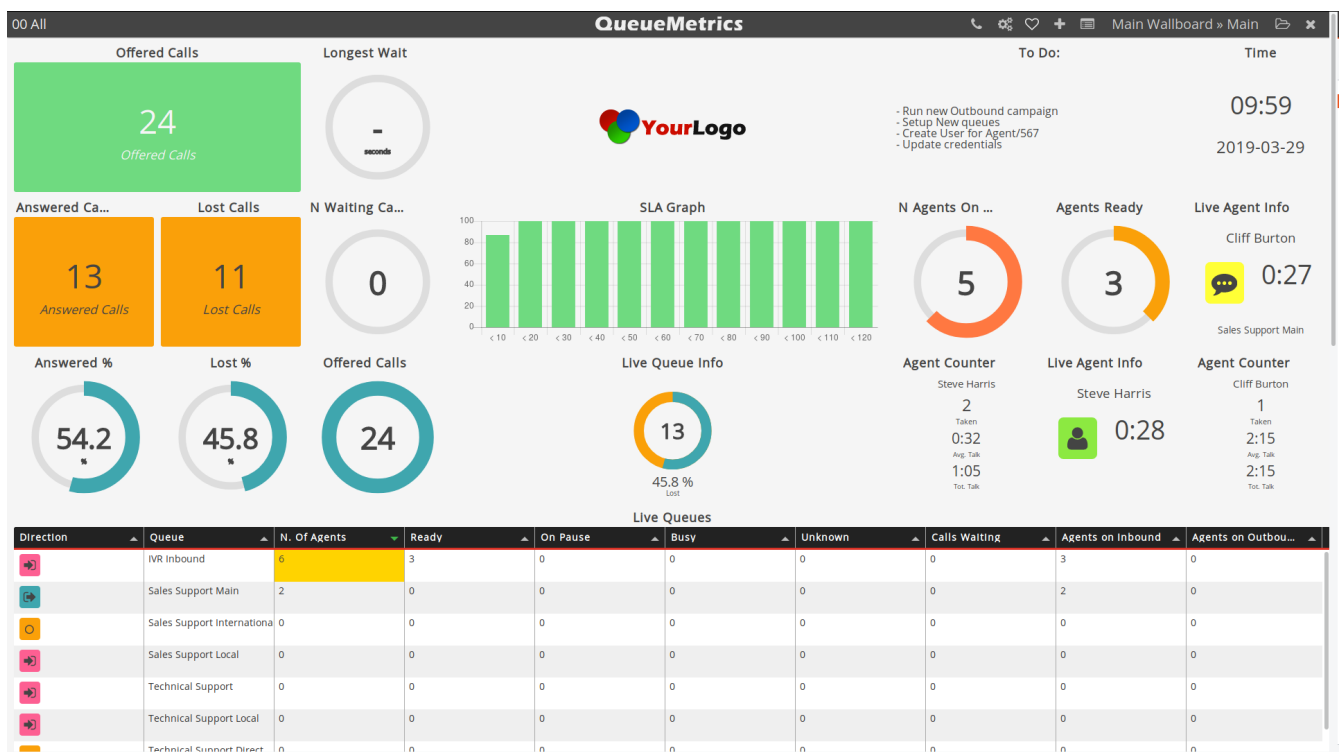
Release 19.04 introduces a series of new features that make it easier to use and run it "your way". Let's take a look at the most important additions:

- New wallboard features
- Spy, Whisper and Barge
- Improved reporting: Lost calls, Short calls and Variable filters
- Better WebRTC support and experimental support for Freeswitch
- Explicit support for proxies
- New reporting engine under the hood
- Deprecations and possible issues with older versions
- Bug Fixes

QueueMetrics 19.04 is immediately available as an RPM package, a TGZ file or a Docker image on DockerHub.

New wallboard features

The wallboard was greatly improved and expanded to reach feature parity with the Real-Time page. Now, whatever you used to do with the Real-Time page is doable with a wallboard - and completely configurable. You can have different wallboards for different use cases (e.g. interactive monitoring) and they can be composed your way to display only information that is relevant to you.



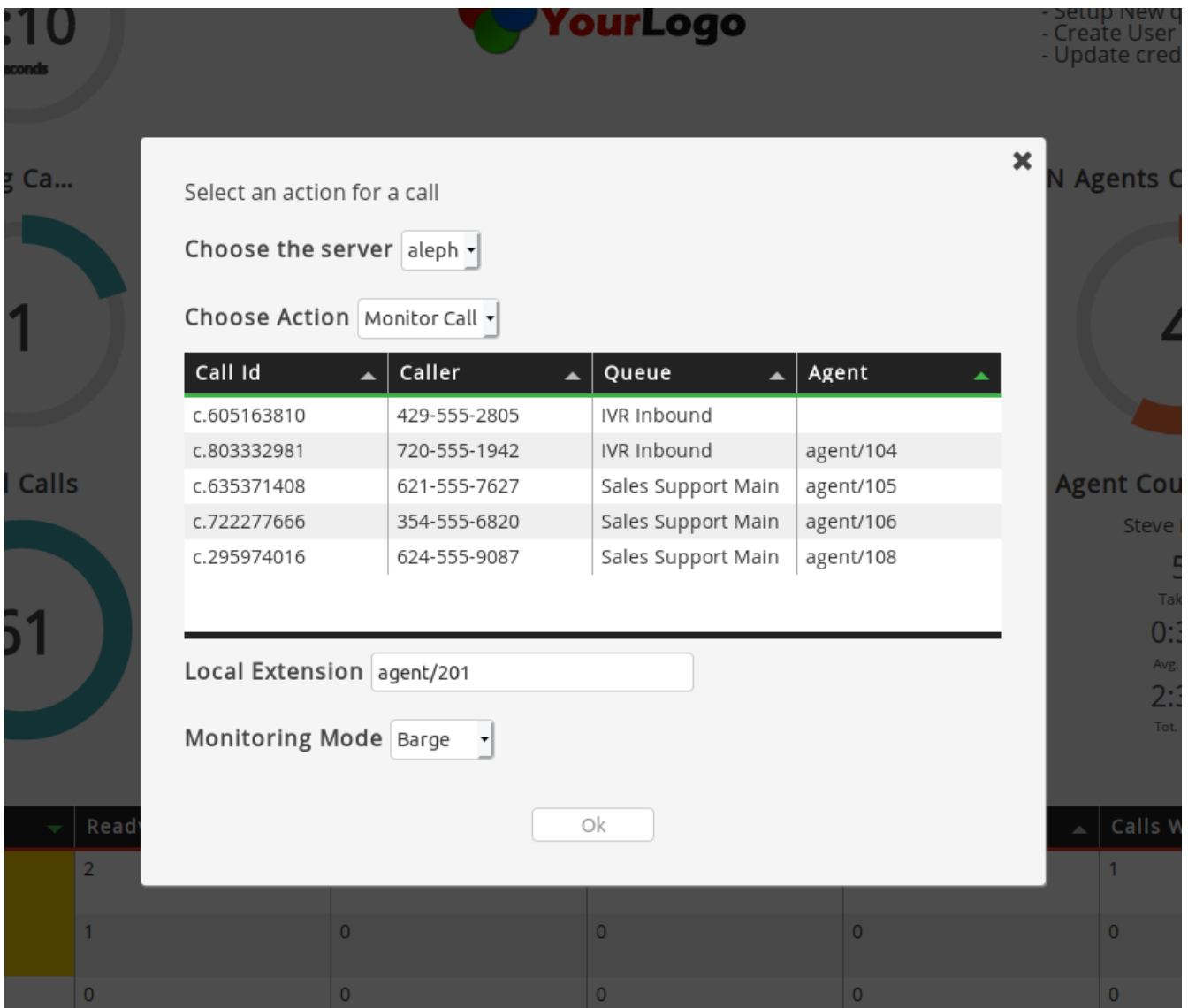
- All data blocks shown on the Real-Time page are available on the wallboard
- For all tabular blocks, you can now filter, sort and decide which columns are relevant to you

Status	Agent	Extension	Queue	On Pause	Code	Current Call	Conversation	Free Since
	Steve Harris		IVR Inbound					11:42:17
	Cliff Burton		IVR Inbound			269-555-1067	3:27	
	Test RPM2		Front Desk nome coda molto lu			498-555-9181	3:37	
	Carol Kaye		Front Desk nome coda molto lu			378-555-8804	0:07	
	Peter Hook		Front Desk nome coda molto lu			370-555-8853	0:13	

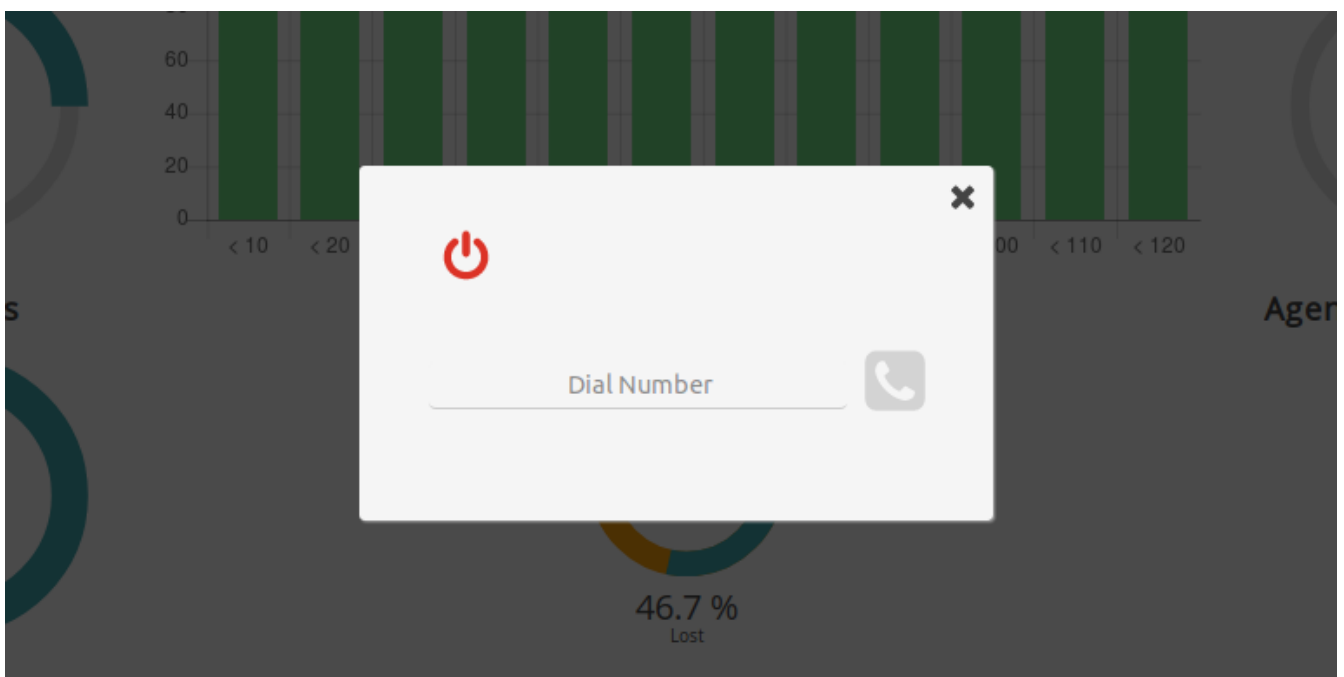
Live Calls							
Status	Queue	Caller	IVR	Wait	Talk	Agent	
	IVR Inbound	394-555-6534	0:02	0:18			
	Front Desk nome coda molto lungo per	370-555-8853	0:01	0:10	0:13	Peter Hook	
	IVR Inbound	269-555-1067	0:01	0:03	3:27	Cliff Burton	
	Front Desk nome coda molto lungo per	498-555-9181	0:03	0:01	3:37	Test RPM2	
	Sales Support Main	342-555-1841	0:03	0:01	1:03	Justin Chancellor	
	Front Desk nome coda molto lungo per	378-555-8804	0:02	0:01	0:07	Carol Kaye	

- You can log agents on and off, and pause them

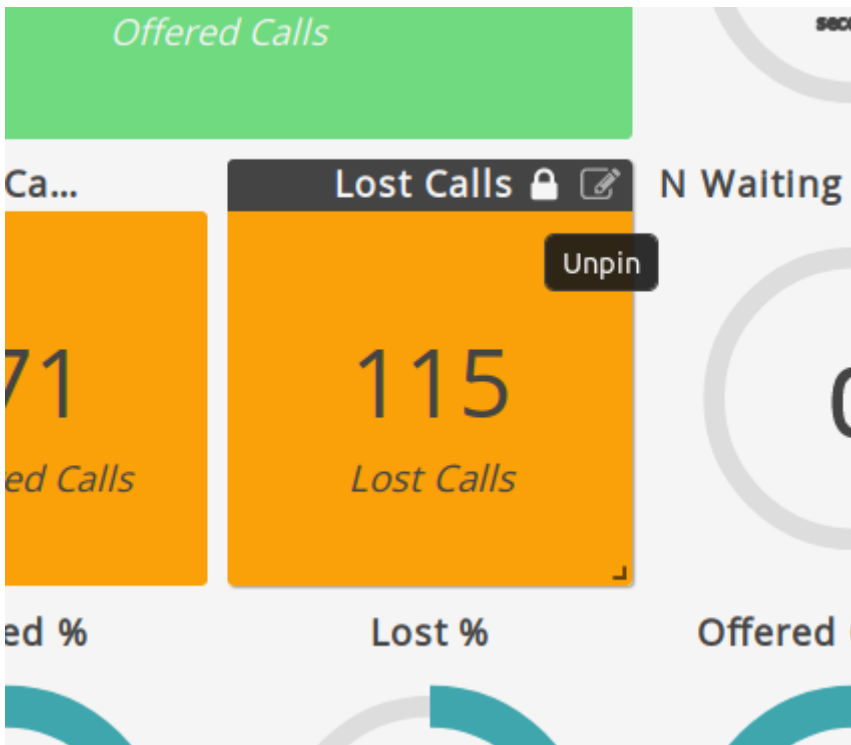
- You can manage calls (transfer, hangup) and do spying right from the wallboard



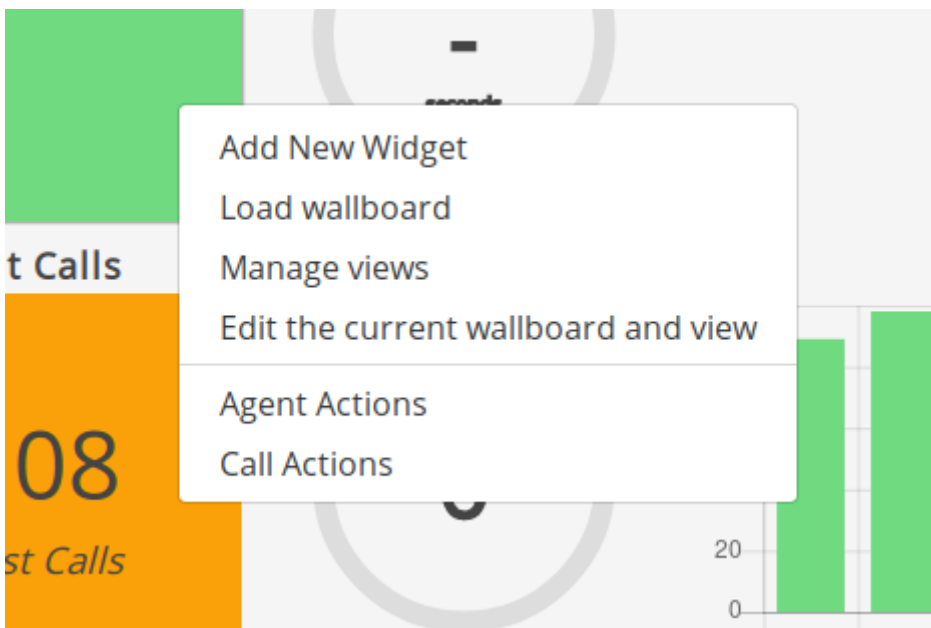
- The wallboard includes a WebRTC soft-phone, so you can do spying right within the browser



- Widgets can be "pinned" so they remain in place if you need to copy-and-paste



- All actions can be started by right-clicking on the wallboard



- New widgets display per-agent counters



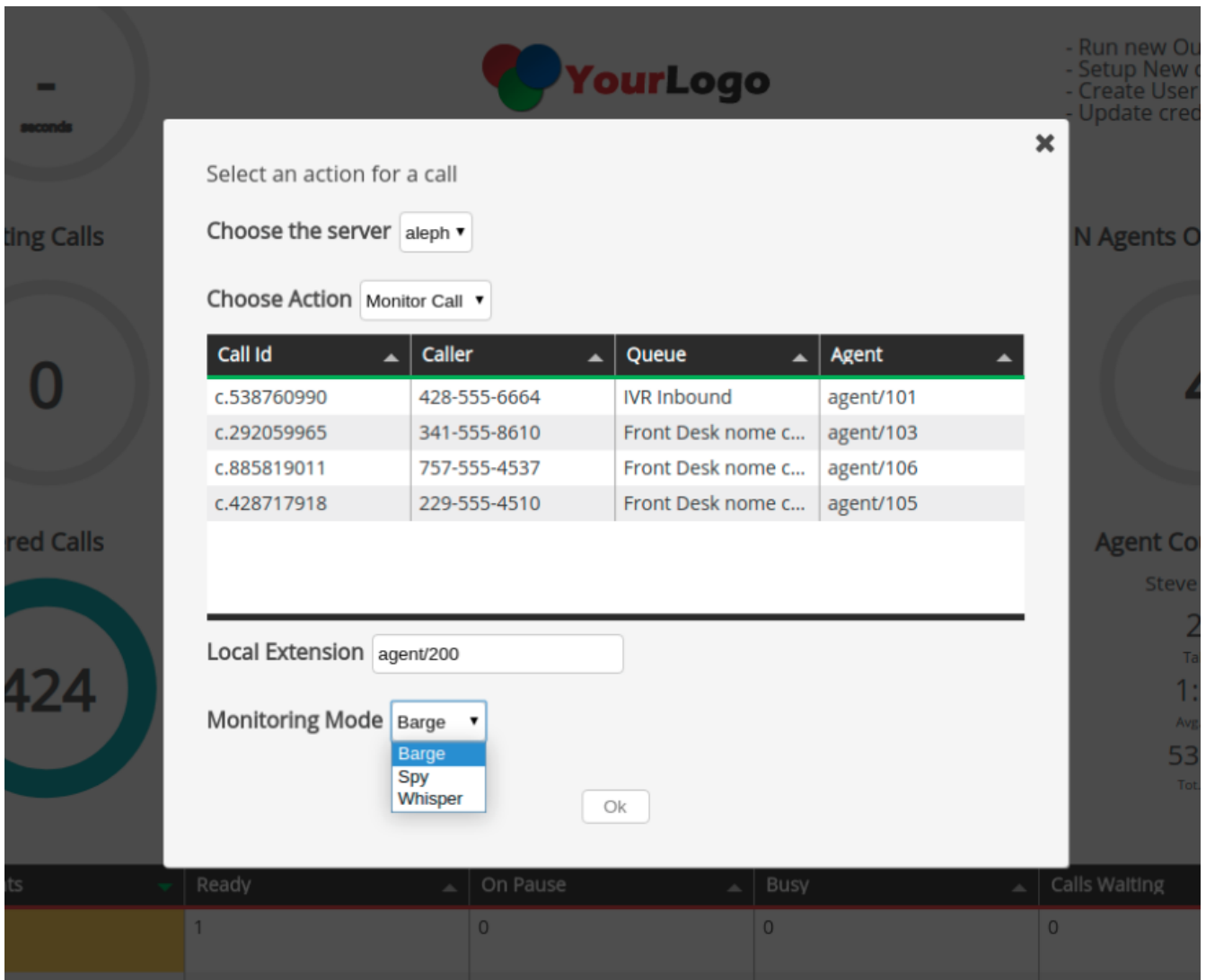
- You can now have as many columns as you need for very large screens

See also:

- QueueMetrics User Manual: Chapter 8. The Wallboard

Spy, Whisper and Barge

QueueMetrics used to have only one "spy" option to listen to ongoing calls. Now you have three - you can spy, or whisper (you can talk to the agent only) or full barge-in into the call.



These features are controlled by security keys, so you can easily assign them only to relevant personnel.

See also:









- QueueMetrics User Manual: Appendix A. Security keys

Improved reporting

Lost attempts

Performance metrics on the Real-time page now include "lost attempts", to see immediately which agents and which queues are not answering to calls. These metrics are available on the wallboard too.

Agent and outcome view:

Agent	Status	Offered	Answered	Lost Att.
	Lost Calls	139	0	0
 Test RPM2	Logged on - 14:23	42	42	28
 Stanley Clarke	Logged on - 0:30	42	42	33
  Carol Kaye	Logged on - 27:57	39	39	24
 Steve Harris	Logged on - 17:33 Paused - 0:01 (p2)	30	30	22
 Cliff Burton	Logged on - 10:06	42	42	21
 Lemmy Kilmister	Logged on - 2:27	40	40	23
 Peter Hook	Logged on - 20:43	40	40	13
 Justin Chancellor	Logged on - 27:08	37	37	29

See also:

- QueueMetrics User Manual: Chapter 7. The real-time status panel

Short calls

QueueMetrics is now able to filter out "short calls", where the agent picked up the call but the caller hung up within a few seconds. The same can happen to calls where the caller hung up as soon as they were queued and call attempts where the phone rang too shortly for an agent to pick up the call.

Short Calls

Short Call Wait Limit	<input type="text" value="10"/>
Short Call Talk Limit	<input type="text" value="No"/>
Short Attempt Wait Limit	<input type="text" value="No"/>

See also:

- QueueMetrics User Manual: Chapter 4.3. Custom reports

Filtering by variables

You can now search for calls that have specific variables set, or specific variables set with specific values. You can search for multiple variables at once.

See also:

- QueueMetrics User Manual: Chapter 4.3. Custom reports

Better WebRTC support

QueueMetrics uses an updated soft-phone to improve compatibility with recent versions of Asterisk; we expect it to offer a smoother experience and be usable in real-life with all major modern desktop browsers.

Experimental support for Freeswitch

QueueMetrics now supports events from Freeswitch's `mod_callcenter` and agents can use their Agent's page to log on and off, pause themselves, see calls and launch CRM application.

The Freeswitch platform is considered experimental at the moment.

See also:

- QueueMetrics User Manual: Chapter 12.5.5. Freeswitch actions (and 12.5.6. Freeswitch Live actions)
- Uniloader User Manual: Chapter 7. FreeSwitch / FusionPBX support

Explicit support for proxies

It is now common (almost mandatory) to run QueueMetrics as an HTTPS service, both for security and for running WebRTC phones. While this is possible by configuring the Tomcat container, we strongly suggest to put a proxy in front instead. This makes it possible to consolidate QueueMetrics as a part of a shared front-end that in turns proxies different services you run.

We created a guide that explains how to set up an HTTPS proxy using NGINX and explains which headers QueueMetrics needs in order to run successfully, and how to debug it.

See also:

- QueueMetrics Advanced Configuration Manual: Chapter 30. Serving QueueMetrics through a NGINX proxy

New engine

QueueMetrics includes a new reporting engine that is more efficient than the previous one, can work on complex query filters and is able to pull data from different data sources at once. This bears no user-visible changes in this version, but was a major project to grow QueueMetrics

towards more integrations in the future.

Deprecations

- Subqueues are officially deprecated and will be removed in the next release.
- It is possible that QueueMetrics version prior to 19.04 might have issues displaying the real-time page by the beginning of year 2020. This depends on the actual settings being used, but we strongly suggest upgrading the system to avoid any risk.

Bug Fixes

Here is the list of bugs that were fixed in the new release.

Agent Page

- 4060: Running Icon on large (or small) screens
- 3957: If HotDesking agent's alias is set as sip/xxx some functions don't work in Icon
- 4069: Old RT report runs on agent log-in to queue
- 3844: JavaScript encoding error with persistent parameters
- 3911: New WebRTC softphone with JsSIP
- 4034: Support for Login/Logoff actions
- 4044: GWT: packing IE together
- 3830: Integrated WebRTC phone becomes unreachable after a short period and doesn't work as intended
- 3861: If the feature code on the agent page is long the window doesn't stretch

Parser

- 4076: Cluster mode appears to include all possible cluster.* entries
- 3823: Parser is not setting end timestamp for rejected outbound calls
- 3951: New one-shot engine logic

PBX Platforms

- 4032: Chanspy does not work with DirectAMI
- 4011: Platform PBX: Freeswitch
- 4062: "platform.directami.spyoptions" unused in ChanSpy.
- 4009: Platform - New features: Join and Whisper
- 3966: Add a queue wildcard for extension configuration
- 4008: Transport of DirectAMI over Uniload
- 3829: Possible Problem with QM_AGENT_LOGEXT during pause

- 4004: DirectAMI: \\${num:1} syntax
- 4038: Freeswitch platform does not work if webloaderpbx=true

Real-time page

- 3809: Include lost attempts on Real-time Offered calls
- 3808: Adding columns "Since" to see how long an agent was in current state
- 3894: A user without the key granting access to reports can access them via the Realtime page clicking the "Run a Report" icon.
- 3855: Call waits in the queue but doesn't show up on the wallboard until it gets answered

Reports

- 3888: Merge short calls
- 3931: "Detail Summary by day" is displaying the wrong Lost Calls number.
- 3944: Add delay to cron jobs
- 3788: Display **Since** on the RT page
- 3810: Total Wait and Free, new columns in AG13
- 3943: Support for Galera clusters
- 3958: Agent group filter from realtime page carries over to reports
- 4041: Displaying nested filters
- 3984: QM should be totally usable through a web proxy
- 3821: Using MultiListener in a cluster
- 3912: Unable to filter for variables inside the custom reports
- 3820: New Short Calls module
- 3842: ShortCalls: unify parameters
- 4061: Error exporting PDF reports

Wallboard

- 3876: Wallboard new features
- 4035: Add RT Functionalities to the Wallboard Page
- 4010: Whisper and Join on the Wallboard page
- 4058: Bottom RT tables available on wallboard
- 4054: "Live Queue info" circular panel data not consistent
- 4020: Wallboard messages can stack and take too long to disappear
- 4053: "Live agents table" column typo
- 3879: Edit SLA levels from the wallboard

- 4052: In the Widget configuration, the title has a character limit that is not very clear
- 3877: Composite queue filtering for Wallboard widgets
- 4005: Change Wallboard Tables to customizable Tabulator tables
- 3883: New Widget with agent information
- 4051: "N Answered Calls" Circular Panel not displaying correctly
- 3882: Make wallboard filters selectable from inside the wallboard
- 3940: Right clicking on the Wallboard feature
- 4050: Column filter for tables does not work immediately, but requires a page reload
- 3980: Live Agent Info widget shows Incorrect Idle time if agent has not taken any calls
- 4023: Firefox issues with the WallBoard.
- 3881: Raise wallboard possible columns number
- 4049: List Wallboard panel does not open since passing to React16
- 4021: Scrolling in the wallboard tables does not work
- 3880: Widget setting graphics improvements

QA

- 3854: QmQaFormSummary does not filter for agent (?)
- 3860: QA Grading mistakenly searches for recordings with wrong asterisk ID (Uses bridged channel instead)
- 3926: Call Notes on recordings inside the QA reports are incorrect.
- 3893: Extracting QA reports using the API, unanswered questions return "0" instead of ""

JSON API

- 4064: Calls appear not closing - wrong rowId when inserting new rows same second
- 3917: Creating a user using jsonEditorApi.do you get a java.lang.NullPointerException error, even though the user is created.
- 4012: Return a flag to uploadAll to notify of pending actions
- 3803: API Call User creation throws NullPointerException
- 3995: Service insertRow does not work

Configuration

- 3909: Scheduled jobs cannot be cloned
- 4059: Custom ICE/STUN server support
- 4030: External References for Agents and Queues
- 3990: Adding link to manual on reports editors
- 3915: Wrong name for cronjobs.localwebapp in cfg explorer

Misc

- 3813: Scheduled reports not working: jdbc_uri empty on startup
- 3849: In Configuration Synchronizer the Users are not being created for the agents.
- 3895: Scheduled jobs not running on schedule under Java TZ offset
- 3941: Duplicate batches inserted on Live
- 3986: Display HTTP headers in config
- 3985: Displaying pending AMI actions queue
- 3969: User info, from the License information page does not reset the number of logins for new instances
- 3913: OrekaBase still uses Mysql driver instead of Mariadb
- 3890: Synchronizer does not show user creation actions
- 3956: Missing property name in Explore system parameters

Release 18.04

Release 18.04 introduces a series of new features to improve user's security and ease of use. Let's take a look at the most important additions:

- Scheduled Jobs
- Wallboard Queue Filtering
- QueueMetrics and CallCabinet Integration
- Configuration Synchronizer Upgrade
- Password Encryption
- Agent Page - Call Variables
- New Reports
- Old Agent Page is officially deprecated
- Qloader is officially deprecated
- Bug Fixes

Scheduled Jobs

Now QueueMetrics comes with a new feature, Scheduled Jobs, that allows the user to specify a certain task to be executed at an appointed time, or repeatedly at a fixed interval.

You can schedule different types of jobs, such as sending reports by email on a regular basis, or database optimization tasks.

Scheduled Jobs Details

Name	Export Jobs >> Export PDF						
Description	Export pdf						
Recurring	No						
Time	14:45						
Day of Week	Mon	Tue	Wed	Thu	Fri	Sat	Sun
Day of Month	1	2	3	4	5	6	7
	8	9	10	11	12	13	14
	15	16	17	18	19	20	21
	22	23	24	25	26	27	28
	29	30	31				
Enabled	Yes						
Run as User	demoadmin						
Last Run	2017-11-06 14:45:11						
Created By	demoadmin, 06/11/2017, 10:23						
Last Update	demoadmin, 06/11/2017, 16:15						

Most Recent Runs

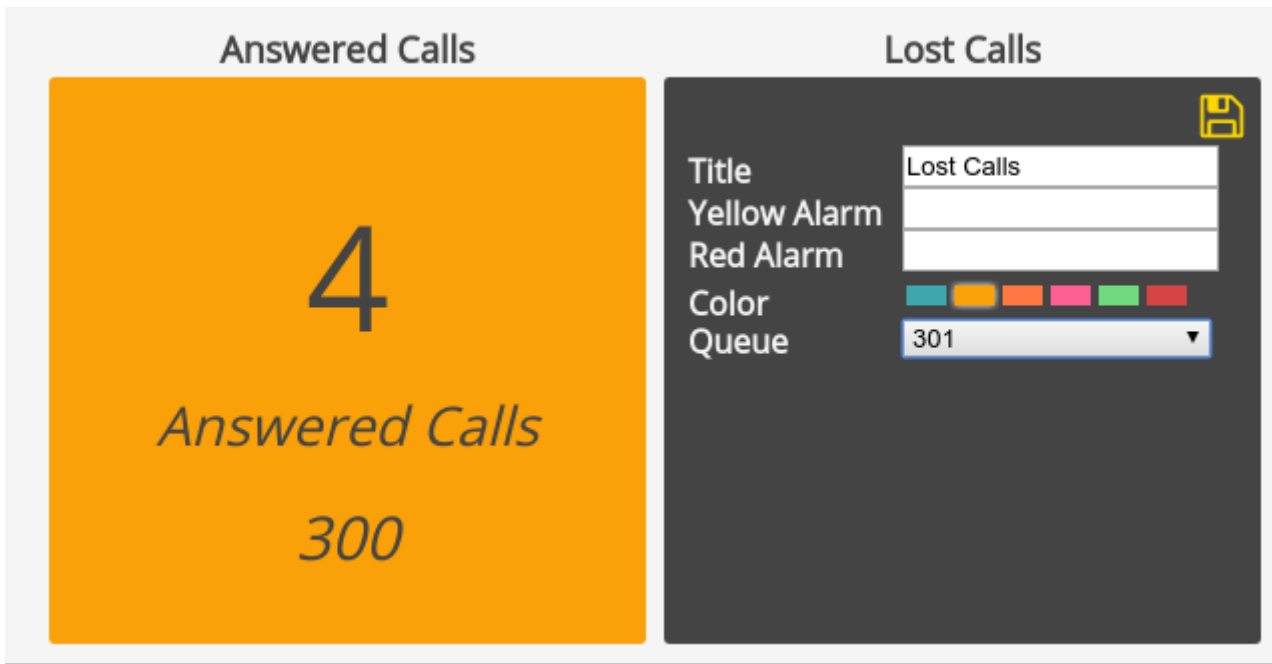
Action	Info	Status	Duration	Date
Successful cron job	#34 - cronjobs_export_jobs >> Export PDF	OK	2527	2017-11-06 14:45:11
Successful cron job	#34 - cronjobs_export_jobs >> Export PDF	OK	1822	2017-11-06 10:23:13

See also:

- QueueMetrics User Manual: chapter 11.18 (Scheduled Jobs Configuration page)
- QueueMetrics Tutorials: <https://www.queuemetrics.com/blog/2017/12/05/enabling-scheduled-jobs-on-QueueMetrics-Live/?lid=N057> (Enabling Scheduled Jobs)

Wallboard Queue Filtering

In QueueMetrics' Wallboard, it's now possible to change a widget's setting in such a way that only data from a particular queue is shown. This makes for a highly versatile wallboard, that can show results for an aggregation of queues, while still having widgets dedicated to individual queues.



See also:

- QueueMetrics User Manual: Chapter 8. (The Wallboard)
- QueueMetrics Tutorials: <https://www.queuemetrics.com/blog/2018/01/17/wallboard-queue-filtering/> (Wallboard Queue Filtering)

QueueMetrics and CallCabinet Integration

A new pluggable listener module will be included in this release. This module will allow users to listen to recordings that are being stored remotely, using Atmos CallCabinet for QueueMetrics.

See also:

- QueueMetrics User Manual: Chapter 12.7. (Listening to calls using Pluggable_Modules)

Configuration Synchronizer Upgrade

The Configuration Synchronizer service, that allows for QueueMetrics automatic configuration of agents and queues, has been significantly upgraded. Now it can fetch a configuration from a remote URL as a JSON object, or read the configuration directly from the data that is already loaded into QueueMetrics' database.

The Synchronizer will read the existing Asterisk configuration, computing the actions needed to configure QueueMetrics accordingly. Please select the source data reader you want to use.

URL

Permissions	
<input checked="" type="checkbox"/>	Permission to Create Objects (Agents, Queues, PBX)
<input checked="" type="checkbox"/>	Permission to Delete Objects (Agents, Queues, PBX)
<input checked="" type="checkbox"/>	Permission to Update Objects (Agents, Queues, PBX)
<input checked="" type="checkbox"/>	Permission to Create New Users

Next >

Loway

These are the actions that will be applied to QueueMetrics. Only selected actions will be performed.

Next >

Type	Actions
Delete Queue	00all
Delete Agents On Queue associations from	agent/200
Delete Pbx	aleph trix
Update Agent	Agent/200
Update Queue	301

Next >

Loway

See also:

- QueueMetrics User Manual: chapter 11.28 (QueueMetrics configuration Synchronizer)

Password Encryption

Now QueueMetrics supports User Password Encryption. By setting the appropriate system property, you can make sure that all new user passwords are encrypted, thus enhancing your system's security.

You can also choose to stop users with unsecure passwords from logging into the system.

User Detail

User Id:	<input type="text" value="33"/>
Login:	<input type="text" value="Agent/101"/>
Password:	<input type="password" value="*****"/>
Confirm Password:	<input type="password" value="*****"/>
Real name:	<input type="text" value="John Doe"/>
Enabled:	<input type="text" value="Yes"/>

See also:

- QueueMetrics User Manual: chapter 11.1 (Configuring Users)

Agent Page - Call Variables

Now, in the Icon agent page **Call List Panel**, you can see a new column displaying all the variables that are attached to a call. This is very useful to assess multi system integration, and can give your agents more information about the call and the caller.

...	Start of call	Waiting	Talking	Caller	Queue	URL	Transfer to	Outcome	Tag	Variables
	15:46:35	0:02	0:23	01202579573	300 [300]					surname:doe name:joh...			

See also:

- QueueMetrics User Manual: chapter 9.1.4 (The call list panel)

New Reports

The following reports have been added to QueueMetrics, and are now selectable when creating new reports.

- Frequent Area Codes - AC04
 - This report shows detailed information regarding different Area Codes, taking into account the quantity and quality of calls related to different areas.
- Detail Summary (Daily, By Week, By Month) - DD10, DH10, DW10
 - This report comes in three version, that show the number of calls in different time slices. The available period of times are: daily, by week or by month.

- Executive Summary - OD06
 - This report provides a wealth of information regarding the situation in general. With a final focus on lost calls and disconnection reasons.
- Retry Rate and Lost Caller Behaviour - FC10
 - This report shows information about customers retry behaviour.
- Most Frequent calling/called Number - FC11
 - This report shows aggregated data by caller/called number. We can deduce by looking at this report, the most frequent callers and the duration of their calls.

See also:

- QueueMetrics User Manual: chapter 6 (Report Details)

Old Agent Page is Officially deprecated

From now on, the old agent page is officially deprecated. No bug fixes will be released for it, and is heavily recommended that users that are still using it, switch to the new Icon Agent Page. The Old Agent Page will soon be removed from QueueMetrics.

See also:

- QueueMetrics User Manual: chapter 9.1 (The new Realtime Agents Page)

Qloader is Officially deprecated

From now on, the old data loader, known as qloader, is officially deprecated. No bug fixes will be released for it, and is heavily recommended that users that are still using it, switch to the new data loader "Uniloader".

See also:

- UniLoader User Manual: <http://manuals.loway.ch/Uniloader-chunked/>

Bug Fixes

Here is the list of bugs that were fixed in the new release.

Agent Page

- 3759 Agent's page homepage shows existing wallboards list
- 3725 Extension should always be empty on log-on
- 3723 Icon shouldn't open any popup when loading page
- 3694 Call URLs don't expand [X] variable
- 3638 Error on page loading of Icon

- 3637 Icon should detect session issues
- 3635 On session issues, internal services should return code 542
- 3609 Tomcat error 400
- 3601 New window showing a list of all the variables
- 3599 Improve Outcome Code selection
- 3592 Agent Page breaks if cluster servers change names
- 3591 Feature codes selection allows for incorrect feature codes
- 3590 Outcome Panel sometimes refreshes during outcome selection
- 3527 default.pause_dialout is ignored.

API JSON

- 3646 CronJobs: JSON API

Configuration

- 3735 Editors: the search box should have a magnifier glass in it
- 3706 Cfg: Switch to control channel rewriting in hotdesking channel record
- 3697 Encrypted passwords in configuration editors
- 3588 Mysql exception if default.queue is blank
- 3547 Everyone can delete a wallboard

Engine

- 3705 Switch to control channel rewriting in hotdesking channel record
- 3531 Hotdesking not working on Local/x@y/n

Graphics

- 3758 Job Settings label in front page appears even if user doesn't hold the correct keys

Packaging

- 3544 Outbound dialplan S

Platform

- 3587 DirectAmi: Outbound tracking without dialplan
- 3532 DirectAMI can't pause Local channels

Realtime

- 3717 Outmonitor and Inmonitor not working on QM-Live

- 3604 On Queue field doesn't show the correct queue
- 3603 Free Since miscalculated while in conversation
- 3585 Pause, unpause and removemember do not work from realtime in cluster mode

Reports

- 3754 Call Recording exports broken link
- 3698 Server-side integration of encrypted passwords
- 3677 Sorting of Skills
- 3663 Exporting Features and Vars
- 3634 UN17 shows total time in decimal format
- 3610 Deprecatiofor old method putS(lbl,int)
- 3596 OK08 is not calculated properly
- 3543 default.hourly_slot is not loaded correctly when starting QueueMetrics
- 3535 NR: Initial version of the engine

Wallboards

- 3739 Wallboard: all queues
- 3738 Wallboard/RT: queue appears twice
- 3734 Alarms on call duration do not work
- 3682 [realtime v2] "Live calls" table should show the names of the queues (shows numbers)
- 3681 [realtime v2] When in kiosk mode top-right queue name always show default queue's name
- 3674 Wallboard doesn't open if empty
- 3667 Wallboard Kiosk Links don't work for Wallboards with visibility keys.
- 3661 "Live Agents" table widget has incorrect lable
- 3654 property default.includeLostInSlaDistribution alters wallboard lost calls values
- 3636 Wallboard should detect session issues
- 3576 Realtime_v2 doesn't care about masterkey
- 3551 "Longest Wait" widget not always showing the correct value
- 3550 Improve kiosk mode awareness
- 3549 When in read-only mode, disable text selection from pages
- 3548 Users without WALLBOARD_ADD key can create private "new wallboard"
- 3537 Multi-stint is not take into consideration with "Total Calls" widget

Release 17.06

QueueMetrics 17.06 introduces some major new functionality and is meant to be a major evolution of the way you interact with QueueMetrics on a daily basis.

- **Wallboards** let you create your personalized and customizable wallboards to get a clean overview of the state of your call-center.
- The **DirectAMI** mode makes the interaction with your PBX quicker and snappier, without editing any dial-plan code.
- The **Synchronizer** makes it easier than ever to keep your QueueMetrics instance in sync with your PBX.
- Many **low-level components** (JDK, drivers, the Uniloader) were upgraded to make QueueMetrics future-proof.
- It is now possible to **log in using e-mail** instead of agent codes.
- Configuration **editors** were made richer, easier to use and fully localized.
- New reports were added: **Counting calls by skills** and **Talk time per hour**.

QueueMetrics 17.06 fully supports Asterisk 13 and 14, as well as any previous Asterisk version.

WARNING QueueMetrics 17.06 requires Java SDK 8 and Tomcat 8.5 to run; they will be installed automatically if you upgrade using RPM. If you run on an old CentOS 5 system (e.g. Elastix 2.x) please see notes at <https://www.queuemetrics.com/faq.jsp?uid=faq-110-java8-centos5>

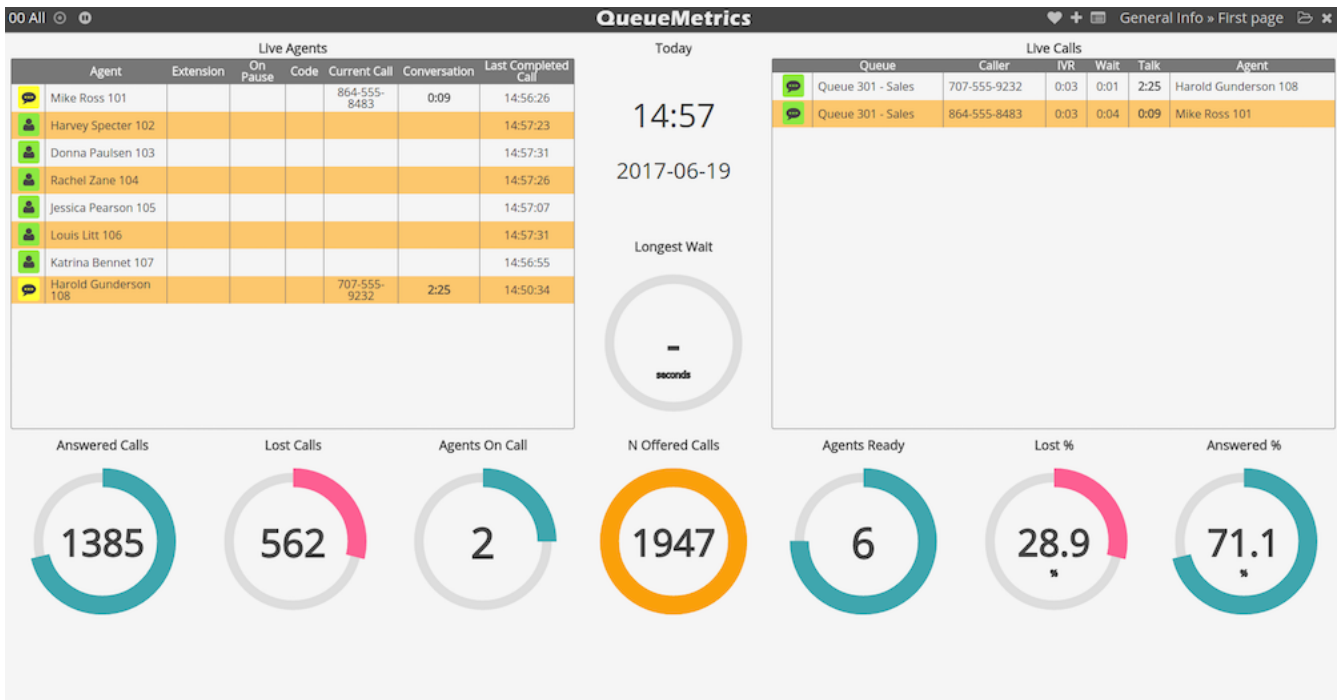
Major changes

Welcome to the wallboards!

Maybe the biggest complain we had over the years in terms of functionality of QM was: how can I create my own wallboard? Wallboards are an unusually "tough" topic, because seeing as a wallboard has very limited space available, everybody wants it different somehow.

We used to offer a set of scripts that would implement custom wallboards on top of QueueMetrics, but they were too complex for most people to run, so this used to be a pain point for many users.

Well, those days are over!



You can now create custom wallboard by dragging and dropping graphical components on a canvas. You can change their color, resize them and add custom color alarms to them.

Wallboards are made up of multiple views that will rotate periodically. You can have multiple wallboards in a system that can be shared between users or run automatically through a single URL to power "kiosks" that run without human interaction.

Wallboards are a very powerful and effective function - if you upgrade an existing system you will find a plain wallboard that functionally replaces the "old" QueueMetrics wallboard, while if you install a new system from scratch you will find a modern wallboard that is waiting for your final touches.

TIP If you upgrade an existing system, do not forget to add the keys `WALLBOARD_ADD` and `WALLBOARD_FORALL` to your administrators so they can edit and save wallboards.

See also

- QueueMetrics User Manual, chapter 8: *The Wallboard*

DirectAMI

QueueMetrics used to need a special piece of dial-plan included in order to perform actions, e.g. logging on and off queues, setting pauses and monitoring calls.

QueueMetrics 17.06 is now able to connect directly to your PBX and perform those actions directly, which means:

- Quicker log-in/log-off when working with tens of queues
- Easier set-up, as you basically have to simply tell the system the general format of your dial-plan instead of manually replacing multiple text occurrences
- All configuration done though the graphical Properties editor

- No need to include external dial-plan, unless you need to manually track outbound calls.

The new DirectAMI mode is enabled by default on new installs, and can be very easily turned on on existing systems. Existing interaction through the dial-plan (so called "classic" mode) can still be used, but we suggest migrating to DirectAMI in most cases.

See also

- QueueMetrics User Manual, chapter 12: *The QueueMetrics Platform model* for a general overview of how QueueMetrics integrates with external systems
- QueueMetrics User Manual, chapter 12.5.3: *DirectAMI actions* for a detailed description of how to upgrade to DirectAMI.

The Synchronizer module

The Synchronizer module is a functionality which goal is to assist the user in configuring QueueMetrics' queues and agents.


Source > Configuration > Actions > Result

The Synchronizer will read the existing Asterisk configuration, computing the actions needed to configure QueueMetrics accordingly.
Please select the source data reader you want to use.

Queue Log File ▾
Create, Update, Delete, Cre ▾

Asterisk configuration:	
Agents.conf:	<input type="text"/>
Queues.conf:	<input type="text"/>
Users.conf (optional):	<input type="text"/>
Queue log:	
Queue log:	<input type="text" value="/home/ringo/queue_log"/>

Next >



What the module does is the following:

- Reads a QueueMetrics defined source (queue_log or Asterisk config files)
- Reads QueueMetrics' current configuration
- Compares the two and generates a list of changes that, if executed, will upgrade the system
- Displays these actions to the user, who can then review them and possibly override them
- Execute all the enabled actions at the end of the review process.

It also allows you to post the required single JSON object, and therefore to synchronize QM in one single step.

See also

- QueueMetrics User Manual, chapter 11.28. *QueueMetrics synchronizer*

Updated dependencies

QueueMetrics used to require at least Java version 6 to run, that is now about ten years old and has reached end of life. While Java 6 has served us well for so many years, the hardware we run on has evolved noticeably and Java 8 was created to address many shortcomings that became apparent during the years.

QueueMetrics 17.06 requires **Java 8** and **Tomcat 8.5** to run; those are now a stable and mature platform that will be a stable foundation for many years to come.

We also switched to the highly-efficient **MariaDB database connector**; it works fine with either MySQL or MariaDB, so you can still use MySQL as a back-end server if you prefer.

Another area that we addressed was the data upload from Asterisk to QueueMetrics; for many years we used a script called Qloader that proved to be very stable and efficient; but we now have a better and proven version called **Uniloader** that is just as efficient and resilient, but also allows to:

- send data to multiple QueueMetrics server, using different protocols optimized for data sharing over unreliable WANs
- supports on-premise QueueMetrics as well as QueueMetrics Live
- runs on multiple architectures (i386, x86_64 and ARM)
- tracks Music-on-Hold events, allowing QueueMetrics to produce reports on this very useful but hard-to-get metric

While there is no hurry to migrate from existing Qloader systems, we strongly advise to install Uniloader on new systems that you create.

See also

- The Uniloader User Manual - <http://manuals.loway.ch/Uniloader-chunked/>
- Tracking MoH with Uniloader <https://www.queuemetrics.com/blog/2017/03/22/TrackingMOH/>
- Upgrading a CentOS 4/5 system to Java 8 <https://www.queuemetrics.com/faq.jsp?uid=faq-110-java8-centos5>
- Switching to the new MariaDB connector <https://www.queuemetrics.com/faq.jsp?uid=faq-109-jdbcdriver>
- If you encounter slowness on a manually-installed Tomcat 8 system, see <https://www.queuemetrics.com/faq.jsp?uid=faq-111-java8-tomcat8-slow-start>

Minor changes

Log-in using e-mail

Some users used to complain that using agent codes to log their agents in - e.g. *Agent/12345* - was hard to remember for agents.

QueueMetrics 17.06 allows you to define an agent's email in the User Configuration to use it as an

alternative to the full log-in, making your life easier and giving your agents one less code to remember.

Improved editors

QueueMetrics configuration editors were changed significantly; they are now fully localizable, allow the deletion of multiple items at once and in general easier and more pleasant to use.

New reports: Counting calls by skills

A new report is now available to count how many calls were received having a specified skill set required. This lets you see how multiple skill sets interact with each other, and the SLA results.

Skills per Day

Day	Ans.	Unans.	Num	Within SLA: 10s.	Product1 english internet technical	Product1 english invoice land	Product1 english invoice mobile	Product1 english land others	Product1 english mobile others	Product1 english mobile technical
2016-12-04	0	0	0	-	0	0	0	0	0	0
2016-12-05	2,505	223	2,728	45.3%	0	2	8	7	4	8
2016-12-06	1,737	133	1,870	50.9%	0	0	4	2	4	5
2016-12-07	1,656	55	1,711	58.1%	1	0	3	0	4	3
2016-12-08	1,488	50	1,538	56.7%	1	2	5	0	2	1
2016-12-09	1,745	40	1,785	56.8%	3	0	9	0	6	0
2016-12-10	711	26	737	53.9%	0	0	0	0	4	0

The new report has to be manually added to your reports by selecting it through the Reports editor.

See also:

- Data blocks *DD09*, *DW09* and *DH09*

New reports: Talk time per hour

This block breaks down all the agents' talk times in one-hour long timeslots. This information is grouped by agent, so you can keep track of how many minutes or hours of conversation your agents are having during the course of the day, across a given period of time.

For example, if your agent starts a call at 9:55 AM and ends it at 10:20 AM, the new report will show the agent in conversation for 5 minutes at 9 AM and 20 minutes at 10 AM.

Agent Talk Time Per Hour

Agent Talk Time Per Hour

Level	Agent	0:00	1:00	2:00	3:00	4:00	5:00	6:00	7:00	8:00	9:00	10:00	11:00	12:00	13:00	14:00	15:00	16:00	17:00	18:00	19:00	20:00	21:00	22:00	23:00
Main	5001 - TestQM1_01	0:00	0:00	0:00	0:00	0:00	0:00	0:00	0:00	0:00	0:00	0:00	0:00	0:00	0:08	0:00	0:00	0:00	0:09	1:27	0:00	0:00	0:00	0:00	0:00
Main	5002 - TestQM1_02	0:00	0:00	0:00	0:00	0:00	0:00	0:00	0:00	0:00	0:00	17:53	23:36	11:03	0:00	0:00	30:22	54:01	43:47	1:11:50	22:57	0:00	0:00	0:00	0:00

Export as...

The new report has to be manually added to your reports by selecting it through the Reports editor.

See Also:

- Data block AG20 - *Agent Talk Time Per Hour*

Detailed changelog

There have been over 70 bugs fixed and minor features changed since QM 16.09; here are the main ones.

Locales

- The Georgian language is official supported

Agent page

- 3274 - Outcome/Feature list is not coherent
- 2921 - Possibility to lock dialout box when agent is paused
- 3211 - Increased outcome selection dropdown height
- 3451 - Icon page - no going back
- 3416 - Spinner on loading Icon page
- 3471 - Outbound calls from WBT have broken URL with "-"
- 3215 - Feature codes aren't working well when using special characters
- 3240 - When an agent is logged to a server, the server selection is disabled.
- 3331 - Error 404 when loading Icon
- 3182 - Selecting an outbound campaign is not possible

Configuration

- 3232 - Error: You can enter an agent group with an empty name
- 3250 - default.hourly_slot is not used
- 3503 - The URI to be checked must consider tpf.properties
- 3333 - Hotdesking: wrong default in configuration editor
- 3241 - Change "Default server" to "Server" in agent's
- 2501 - New default regexps

- 3332 - Editors are broken when entering first element
- 3259 - Disable AMI tester if working with web loader
- 3486 - Edit users with email
- 3213 - Improving single element deleting
- 3212 - Multiple select delete/clone from editor list
- 3454 - New Feature: Synchronizer
- 3255 - English localization of all config editors

Engine

- 3498 - User session stays open, but not supposed to
- 2844 - Cleanup: remove Continuations

Java 8 migration

- 3438 - Java8: broken image links on AgentGroups detail
- 3267 - Java 8 compatibility issues
- 3443 - Uses embedded MariaDB Connector/J
- 3442 - Java8: Gretty as plugin for Tomcat
- 3256 - Defaults: use LocalFilesByDay in cfg.props
- 3277 - Java8: JSPs failing to compile
- 3439 - RPM for Tomcat8
- 3440 - Java8: crash when exporting payroll
- 3402 - AmiFeedback: logs reason for abort and action duration

Real-time page

- 3515 - RT page: Threads keep piling up
- 3436 - Taking last call into account when computing "Free since"
- 3435 - Displaying current time on pause on RT
- 3433 - Realtime page is broken if line separator is inserted into Json
- 3172 - realtime.startHour not working correctly with fixed hour
- 2975 - *Free Since* should keep pauses into consideration
- 3234 - Issue with forced locations
- 3479 - Direct link to wallboard

Reports

- 3358 - Improve error logging in export reports

- 3224 - Wrong UTF-8 encoding
- 3408 - New report: Split-time by hour (AG20)
- 3266 - Use UTF8 not ASCII7 encoding in AMI dialog
- 3382 - New reports: Counting calls by skill (DH09 DW09 DD09)

Misc

- 3379 - API JSON: ClassCastException on RealtimeDO.RtAgentsRaw
- 3235 - Insert visible version number

Release 16.09

QueueMetrics 16.09 is a release centered around the idea of making the software flexible, intuitive and ever more reliable.

- New concepts: FCR and Programmable data blocks
- Improving the Icon page and suite usability
- Official Docker image
- Introducing Uniloader
- Fixing some major and minor bugs

QueueMetrics 16.09 fully supports Asterisk 13.11, as well as any older Asterisk version.

New concepts: FCR and Programmable data blocks

This release of QueueMetrics introduces the concepts of

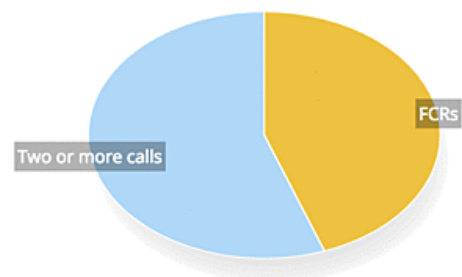
- Tracking Call Resolutions
- Programmable agent data blocks

Tracking Call Resolutions

Have you ever wondered how many of the calls you receive are people calling over and over for the same issue? such calls are often a symptom of something not going well in call handling - everybody wants their problem solved on their first call. Identifying those calls makes it possible to concentrate on repeated calls as a measure of your quality of service.

Recall details on answered calls

	Total calls	Total %
FCRs	43	44.3%
Two or more calls	54	55.7%
Average calls per caller-id	1.5	-
Empty Caller-Ids	0	-



▶ Export as...

QueueMetrics 16.09 introduces a new set of statistics to address these problems:

- The *Break-down of recalls* shows how many callers have been calling just once or multiple times, using a graph that looks similar to existing SLA graphs for an immediate visual check
- The *Recall details* shows how many calls are First Call Resolutions and how many are repeated,

the average number of calls per caller and the number of missing caller-ids.

- The *Cluster details* shows the groups of calls by the same caller, when they started and when they ended, and lets you zoom in to any call.

See also

- QueueMetrics User Manual, chapter 6.14 - "Historical reports - First Call Resolution (FCRs)"

Programmable agent data blocks

QueueMetrics now has a fully customizable agent data block that can be used to create custom metrics.

Level	Agent	Session	Pau	Bill	NBill	Talk	Tot Avail	Occupancy	CallsHr	ACL	ACW
	All	0:00	0:00	0:00	0:00	0:00	0:00	0.0%	0.0	0:00	0:00

The idea is that, differently from normal data blocks where columns are fixed, this new data block just offers you a list of agents as its first column; all other columns are computed the way you define them to be.

For example, if you enter the following definitions:

```
Session [hms]= SESSION
Pause [hms]= PAUSETIME
Tot Avail [hms]= SESSION - (PAUSETIME + (TALKTIME + OOSCALL))
Occupation = TALKTIME / (SESSION - PAUSETIME)
```

Will show one column with total session time, one with total pause time, one with total available time and one with "Occupation" expressed as a percentage. As the embedded data sources are able to count and measure specific pause codes, it becomes very easy to create agent reports that are fully customized to your environment.

See Also

- QueueMetrics User Manual, chapter 6.17 - "6.17. User-Programmable Reports"
- QueueMetrics User Manual, chapter 6 - "AG09 - Agent Occupancy Report"
- QueueMetrics User Manual, chapter 6 - "AG18 - Programmable Agent Performance"

Internationalization

This release offers improved localization facilities, especially for non-Latin languages (Chinese, Japanese, Russian, Arabic and Hebrew). It is now possible to export PDF's correctly for non-Latin languages, and such languages appear correctly everywhere in QueueMetrics.

Plus, we added support for Portuguese as spoken in Portugal, as it has some significant differences from Brazilian Portuguese.

Changes on the Icon Agent's page

With an updated release of the WebRTC soft-phone, the Icon agent page works well with recent versions of Asterisk. We have created a new tutorial to help you get started with WebRTC on Asterisk 13+.

It is now easy to run Icon even with CRM systems that do not allow being embedded in an inner frame. A new configuration property lets you decide whether you want the default embedded mode or you want CRM forms to be opened in a separate window/tab.

If you click on a telephone number in the Icon page, it will be copied to your system clipboard.

The Icon agent page is now able to detect if the system it is connected to loses session information (e.g., it gets rebooted) so that this information will be shown to the agent and they will be prompted for a new log-in. The page does not reload automatically, because agents need some time to terminate any work they are doing on the embedded CRM's and to hang up any soft-phone call they are attending.

See also

- New configuration property `agent.openUrlInPopup`
- We will shortly be releasing an updated tutorial on how to get started with WebRTC on Asterisk 13.

Improvements to the Explore System Parameters page

The "Explore System Parameters" page has been improved to be easier to use and to be your go-to place for any common configuration change in QueueMetrics.

Explore QueueMetrics system parameters

- Calculation engine
 - SLA
 - Uncategorized
- Realtime agent's page
 - Background refresh
 - Optional backgrounds
 - Login and logout
 - Uncategorized
- Realtime page
 - Realtime panels
 - Other realtime parameters
- Quality Assessment
 - System parameters
- Uncategorized
 - Report export
 - System parameters
 - Other parameters

Calculation engine

SLA

Max delay shown in the SLA graph	<input type="text" value="200"/>
How big are time intervals for the SLA graph	<input type="text" value="20"/>
Initial timeband for SLA calculation	<input type="text" value="10"/>

Uncategorized

How many digits to consider as a default area code	<input type="text" value="3"/>
How long is an hour for hourly breakdown	<input type="text" value="30"/>
If an ongoing call has a wait time that exceeds this value, drop it. 0: ignore	<input type="text" value="7200"/> (s)

The layout has been made easier on the eye, and it is now easier than ever to search for the items you are looking for - be it by property name (as it is usually referenced on our documentation), by content or by title.

Official QueueMetrics Docker image

QueueMetrics now ships with an "official" Docker image, available as *loway/queuemetrics* on Docker Hub.

The image is meant as a simple way to run QueueMetrics on a Docker cluster; it embeds both the database and the servlet container, exposing only the HTTP port. It supports data volumes and has an embedded health check that will monitor QueueMetrics and restart it, should it become unresponsive.

On a server with Docker installed, you can therefore provision a new QueueMetrics system by running:

```
docker run -p 8080:8080 -P -d loway/queuemetrics
```

And you can configure it fully through the JSON APIs. This makes running multiple QueueMetrics servers - or just the odd instance for testing - very plain and straightforward.

See also

- The QueueMetrics page on Docker Hub: <https://hub.docker.com/r/loway/queuemetrics/>

Introducing Uniloader

Most QueueMetrics system rely on a small daemon called "qloaderd" to keep them in sync with what is happening on the PBX. While this has proved to be a rock-solid solution over the years, it is sometimes more complex than it should be and it requires an underlying Perl 5 installation.

As we developed QueueMetrics Live, we needed a solution that would be very lightweight (enough to run on very small embedded systems), would have no external dependencies, would run on systems where there is no direct connectivity back to the Asterisk box (e.g. a PBX behind NAT) and could be grown to support both on-premise and cloud-based systems.

The result of this process was the development of Uniloader, a new generation data loader for QueueMetrics:

- it can feed local and remote QueueMetrics systems
- is rock-solid and never loses data, even in case of network errors
- it is able to split data natively into multiple QueueMetrics instances, in order to support cloud-based hosting providers running multiple independent clients on the same Asterisk instance
- it acts as a proxy and can perform agent actions even when there is no direct AMI connection to the PBX
- it is extremely lightweight and has no system dependencies
- compiles natively to Linux x86 32bit, x86 64bit and ARM 5+ architectures

While you can still run "classic" qloaderd, we suggest checking out the new Uniloader to see if it You can install it easily using the supplied *uniloader* RPM package of from the tar.gz archive.

Uniloader works very well with the official QueueMetrics Docker image - do check them out together.

See also

- QueueMetrics Live <https://queuemetrics-live.com>
- The Uniloader manual <http://manuals.loway.ch/Uniloader-chunked/>

Detailed changelog

Over 80 bugs have been fixed in this release.

Real-time page

- 3159 - Messages to agents not working
- 3046 - Problems with "In queue" field in realtime page
- 3047 - Supervisor can pause agents with non allowed pause codes
- 3078 - Paused agents not shown correctly
- 3026 - AMI 2.8.0

Reports

- 3035 - Agent Efficiency
- 2933 - PDF export does not work with non-latin encodings
- 2984 - Reports: optional column for "Transferred to" on call details
- 1947 - Error: Null pointer in DayOfWeek (session expired?)
- 1948 - Error: Compute Report Header (session expired?)
- 2721 - Recordings not available in cluster mode
- 2951 - New reports: calls by caller
- 3011 - Productivity
- 3036 - PDF export not working with RTL languages
- 3048 - Possible different homepage news URL
- 3051 - Exporting dynamic to XLS/CSV data columns does not work
- 3119 - Bug: Tabella non LtCallsOK when creating IVRs
- 3132 - Avoid method setArrayList()
- 3133 - First Call Resolution: Break down of recalls
- 3134 - First Call Resolution: Caller IDs vs calls
- 3135 - First Call Resolution: Call details
- 3136 - First Call Resolution
- 2743 - ErrProd 15.02: NullPointerException GetSessionId
- 2744 - ErrProd 15.02: NullPointerException popup_sessioni_pause.jsp
- 2746 - ErrProd 15.02: IllegalStateException in session
- 2788 - ErrProd 15.02: NullPOinter QApopupDO
- 2905 - Announcement and wrap-up times are not taken into consideration
- 3030 - Incorrect URL computed from request if proxied
- 3034 - CVS/XLS file download does not work in Jetty.
- 3089 - Self-Service Agent reporting not working for new agents

QA

- 3028 - QA: 0 as a valid value for drop-downs
- 2980 - QA form unusable in Russian
- 3112 - If I open the call's details from Tasks markers are not shown correctly
- 2916 - QA Grader: queues expansion with * is not working

Engine

- 2981 - Calls remain open on ATTENDEDTRANSFER

- 3161 - Long-running threads
- 2982 - Subtype APP BRIDGE LINK from ATTENDEDTRANSFER

Page Layout

- 3169 - Broken page - missing jQuery UI
- 2936 - Add cache breaker parameter after JS, CSS and favicon inclusion

Icon Agent Page

- 2971 - Call not closing on Icon for ATTENDEDTRANSFERS
- 3006 - Unreadable text in buttons in Icon when pausing in Russian
- 3128 - Opening non-embedded URLs in Icon
- 3129 - Remove GWT compile warnings
- 3146 - Dialout panel shouldn't be disabled if agent is paused
- 3156 - Copying the number called in Icon
- 2664 - If the agent is already logged in, use the logged extension by default
- 2928 - Property to make outcome setting time customizable
- 3055 - Production errors: expired?
- 3070 - AMI feedback errors on Live instances
- 3125 - realtime.assertExtensionNotInUse doesn't work if agent is not member of the queues
- 3084 - Formatting of Outcomes pop-up
- 3071 - Services should abort if agent logged off
- 3052 - CRMapp is not shown if you didn't set a CRMLabel
- 3063 - Button disappears with realtime.dynamicLoginQueues=registered
- 3068 - If connection is lost (several minutes) page doesn't work again when connection is restored
- 3069 - If server doesn't respond ICON doesn't tell anything to the agent
- 2973 - Expanding agent code in "fixed" URLs in Icon
- 2935 - In hotdesking mode, avoid logging on with empty extension
- 3079 - If agent is wrap or spill queues are shown twice
- 3072 - Softphone sipml5-api update
- 2849 - Logging logon exceptions

JSON APIs

- 3102 - Impossible to download audio file though API
- 3141 - Unloader: actions returned in wrong order

- 2974 - API error: ClassCastException in RealtimeDO.RtAgentsRaw
- 2985 - Accepting queue names with spaces

Configuration

- 3091 - All SLA report parameters are ignored
- 3040 - realtime.assertExtensionNotInUse is true by default
- 3041 - Regexps accept only non-empty extension or agent code by default
- 3073 - Export XLS as UTF-8
- 3123 - Forcing default QueueMetrics language
- 3145 - Improvements to Explore System Parameters
- 3031 - qm-tomcat6: memory used in restarts
- 3142 - Remove -- from "Current Terminal" field in Agent's configuration

Packaging

- 3168 - Release Docker
- 3065 - Added new locale: pt_PT
- 3127 - Package clean-up
- 3157 - RPM: add Xerces
- 3093 - Missing Xerces in RPM build
- 2774 - Official Docker image 3150 - Docs: Installing AGAW client in FF 45+

Release 15.10

QueueMetrics 15.10 is a release centered around the idea of making the suite more flexible and easy to use than ever.

- New concepts: Skills, Tags and Features
- Improving the usability
- Fixing major and minor bugs

QueueMetrics 15.10 fully supports Asterisk 13.5, as well as any older Asterisk version.

New concepts: Skills, Tags and Features

This release of QueueMetrics introduces the concepts of tags, features and skills, as optional ways to categorize your traffic.

- A **tag** is a specific attribute that splits calls in a queue into mutually-exclusive subgroups. For example, if you were to implement an inbound call-center for booking events, you could add a tag for each event - people call multiple numbers but are queued on the same physical queue. Or if you run an outbound campaign, you can use the tag to track the list from where the number was taken, in order to track its sales results. Tags are meant as a general mechanism to replace existing "sub-queues" that keep a clean distinction between the reason why a call was queued and the queue that was used to process it.
- A **feature** is a secondary outcome. A call can have multiple features; some of them might be valid only if some primary feature was set. For example: when you make a sale, you could have optional features like "Sent sales booklet" to make sure that some procedure was followed. You can optionally have a **goal feature**, that are features agents are scored upon, and that are counted/tracked separately.
- A **skill** is a specific attribute of a call that requires a special ability to be present at a required grade in the answering agent. For example, a call might be routed asking for "English: 50" and "Internet: 70", therefore asking for an agent who is pretty good at supporting Internet issues and that speaks decent English.

Those new concepts are very powerful and make QueueMetrics able to analyze calls at a way finer level.

New data blocks were added to reports, the Real-Time page and configuration in order to track those new elements.

See: QueueMetrics User Manual, chapters "21.7 - Feature Codes", "21.8 - Tag Codes", "21.11 - Skills"

Skill-based routing

QueueMetrics is able to track skills required on calls; it will display them on the Real-time page and will report on them. A call can have multiple skills associated at once; and skills can be used as filtering criteria in the Custom reports page.

New real-time reports

The real-time reports is made way richer with three new data blocks:

- Aggregated queue view - where you can see the current total time for selected queues; average wait and talk times; and sales / features statistics
- Aggregated tag view - where you can see statistics of incoming traffic by tag
- Agent outcomes - where you can see live presence, number of calls offered and answered, pauses and sales results / features

Aggregated by queue view

Queue	Tot time	Offered	Answered	Avg wait	Avg talk	Sales	SPH	QC	QCPH	Cont.	CPH	Conv.	QConv.	SLA	Goal Ftrs	Feature
*	12:15	833	833	0:04	1:06	0	0.0	0	0.0	0	0.0	0.0%	0.0%	0.0%	0	0
Customer Queue A	4:26	332	332	0:04	1:00	0	0.0	0	0.0	0	0.0	0.0%	0.0%	0.0%	0	0
Customer Queue B	3:51	283	283	0:04	1:01	0	0.0	0	0.0	0	0.0	0.0%	0.0%	0.0%	0	0
Customer Queue C	3:57	218	218	0:04	1:21	0	0.0	0	0.0	0	0.0	0.0%	0.0%	0.0%	0	0

Export as...

Aggregated by tag view

Tag	Tot time	Offered	Answered	Avg wait	Avg talk	Sales	SPH	QC	QCPH	Cont.	CPH	Conv.	QConv.	Goal Ftrs	Feature
	12:15	833	833	0:04	1:06	0	0.0	0	0.0	0	0.0	0.0%	0.0%	0	0
-	12:15	833	833	0:04	1:06	0	0.0	0	0.0	0	0.0	0.0%	0.0%	0	0

Export as...

Agent and outcome view:

Agent	Status	Offered	Answered	Tot talk	Tot idle	Pause bill.	Pause non bill.	Avg talk	Sales	SPH	QC	QCPH	Cont.	CPH	Conv.	QConv.	Goal Ftrs	Feature	
John Doe (101)	Logged on - 0:16	414	414	7:47:10	6:28:46	0:00		5:52	1:07	0	0.0	0	0.0	0	0.0	0.0%	0.0%	0	0
Mike Boo (102)	Logged on - 13:30	419	419	7:36:02	6:38:33	0:00		6:23	1:05	0	0.0	0	0.0	0	0.0	0.0%	0.0%	0	0

Plus, the new Real-time page lets you "drill down" immediately; by clicking on the "Report" icon, you can see a reports filtered with the same criteria and for the same time period the Real-time page is showing. This, in a sense, blurs the distinction between the Real-time view and the full reports view.

New Reports

A number of new reports were added to track Skills, Tags and Features.

Aggregated by queue view

Queue	Tot time	Offered	Answered	Avg wait	Avg talk	Sales	SPH	QC	QCPH	Cont.	CPH	Conv.	QConv.	SLA	Goal Ftrs	Feature
*	12:15	833	833	0:04	1:06	0	0.0	0	0.0	0	0.0	0.0%	0.0%	0.0%	0	0
Customer Queue A	4:26	332	332	0:04	1:00	0	0.0	0	0.0	0	0.0	0.0%	0.0%	0.0%	0	0
Customer Queue B	3:51	283	283	0:04	1:01	0	0.0	0	0.0	0	0.0	0.0%	0.0%	0.0%	0	0
Customer Queue C	3:57	218	218	0:04	1:21	0	0.0	0	0.0	0	0.0	0.0%	0.0%	0.0%	0	0

Export as...

Aggregated by tag view

Tag	Tot time	Offered	Answered	Avg wait	Avg talk	Sales	SPH	QC	QCPH	Cont.	CPH	Conv.	QConv.	Goal Ftrs	Feature
	12:15	833	833	0:04	1:06	0	0.0	0	0.0	0	0.0	0.0%	0.0%	0	0
-	12:15	833	833	0:04	1:06	0	0.0	0	0.0	0	0.0	0.0%	0.0%	0	0

Export as...

Agent and outcome view:

Agent	Status	Offered	Answered	Tot talk	Tot idle	Pause bill.	Pause non bill.	Avg talk	Sales	SPH	QC	QCPH	Cont.	CPH	Conv.	QConv.	Goal Ftrs	Feature	
John Doe (101)	Logged on - 0:16	414	414	7:47:10	6:28:46	0:00		5:52	1:07	0	0.0	0	0.0	0	0.0	0.0%	0.0%	0	0
Mike Boo (102)	Logged on - 13:30	419	419	7:36:02	6:38:33	0:00		6:23	1:05	0	0.0	0	0.0	0	0.0	0.0%	0.0%	0	0

- OU07 - Call results, by tag
- OU08 - Call results, by feature code
- AG13 - Agent Session View

- AG14 - Queue Session View
- AG15 - Agents by Hour
- AG16 - Tag Session View
- AG17 - Cumulated sessions by Queue, Tag
- OK15 - Required Skills for Taken Calls
- UN19 - Required Skills for Lost Calls
- UN20 - Required Skills for All Calls

They are documented on the User Manual and should be manually added to existing systems.

Known numbers

Known numbers are phone numbers that are known to QueueMetrics and can have properties associated to them. They are meant to be used by an API call in the Asterisk dialplan to take routing decisions.

At the moment, QueueMetrics will use known numbers to:

- Earmark specific calls as BLACKLIST or VIP, where at the dialplan level a proper function is implemented to route these numbers to specific high priority / low priority queues
- Store a known description for the number that can be used to set a caller-id for the number in a format that will make the number "stand out". It could be the name of a client, or their CRM IDs
- Store a known agent affinity for the number, where at the dialplan level there is an attempt to route the call to a specific agent before queuing the number on a "general purpose" queue

See: QueueMetrics User Manual, chapter "21.12 - Known numbers"

Tracking of features on Icon

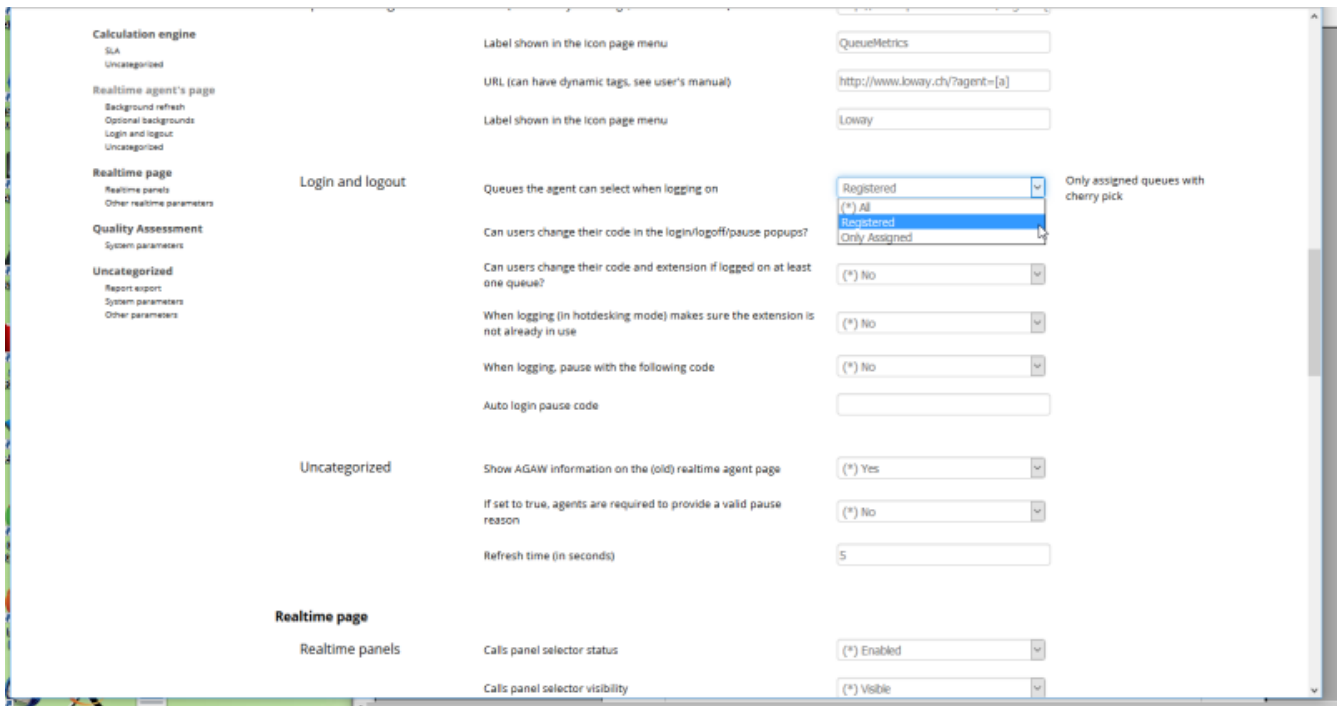
The Icon page was updated to allow input and editing of features as sub-outcomes.

Usability and layout improvement

New configuration and security keys editors in QueueMetrics

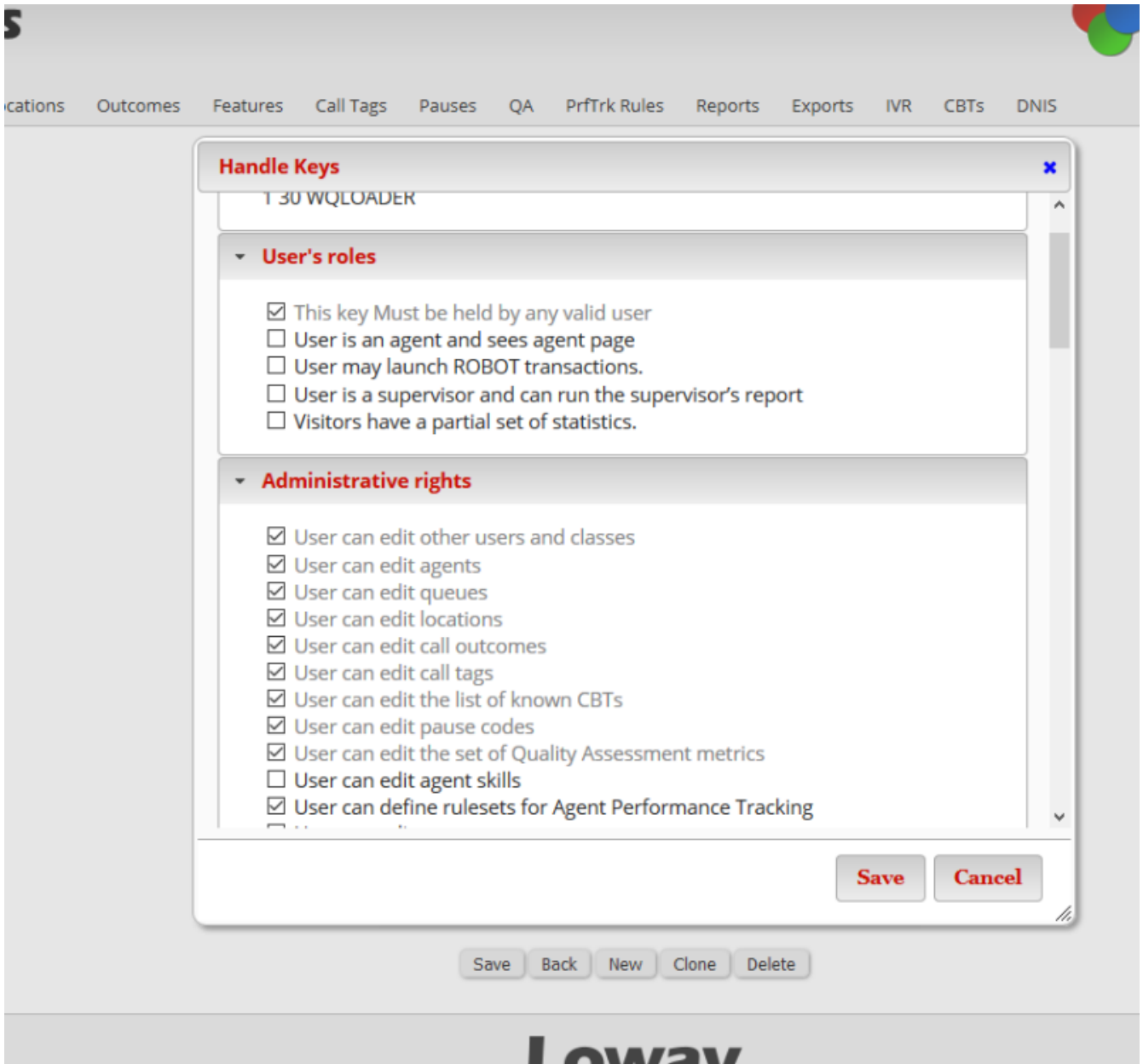
Two brand new editors have been implemented in QueueMetrics version 15.10. They let administrators enable/disable QueueMetrics features globally or per-user.

The new link "Explore system parameters" lets you manage the global features with the administrative tools of the home page. Following the link an administrator is redirected to a new page with the most important QueueMetrics features listed. Properties are grouped together by area of interest.



With the new search box you can reduce the number of options displayed when searching for a specific feature.

Pre-defined user related security keys are now easily assignable through a new editor. Click on the button "Handle Keys" available on the users and classes administrative pages to run the editor.



Administrators can assign or remove security keys for a specific user or class, by clicking on the related checkbox.

Explore QueueMetrics

Calculation engine

Uncategorized

If set to something different than 0 e

Realtime agent's page

Login and logout

When logging (in hotdesking mode) i
not already in use

Save

Back

After saving, you need to log off and on again for the parameters to be loaded.

Keys appearing grayed out are inherited from the class that the user belongs to and can be modified through the editor.

Administrators automatically select keys that should (or should not) be checked together in order to properly enable (disable) a specific QueueMetrics feature.

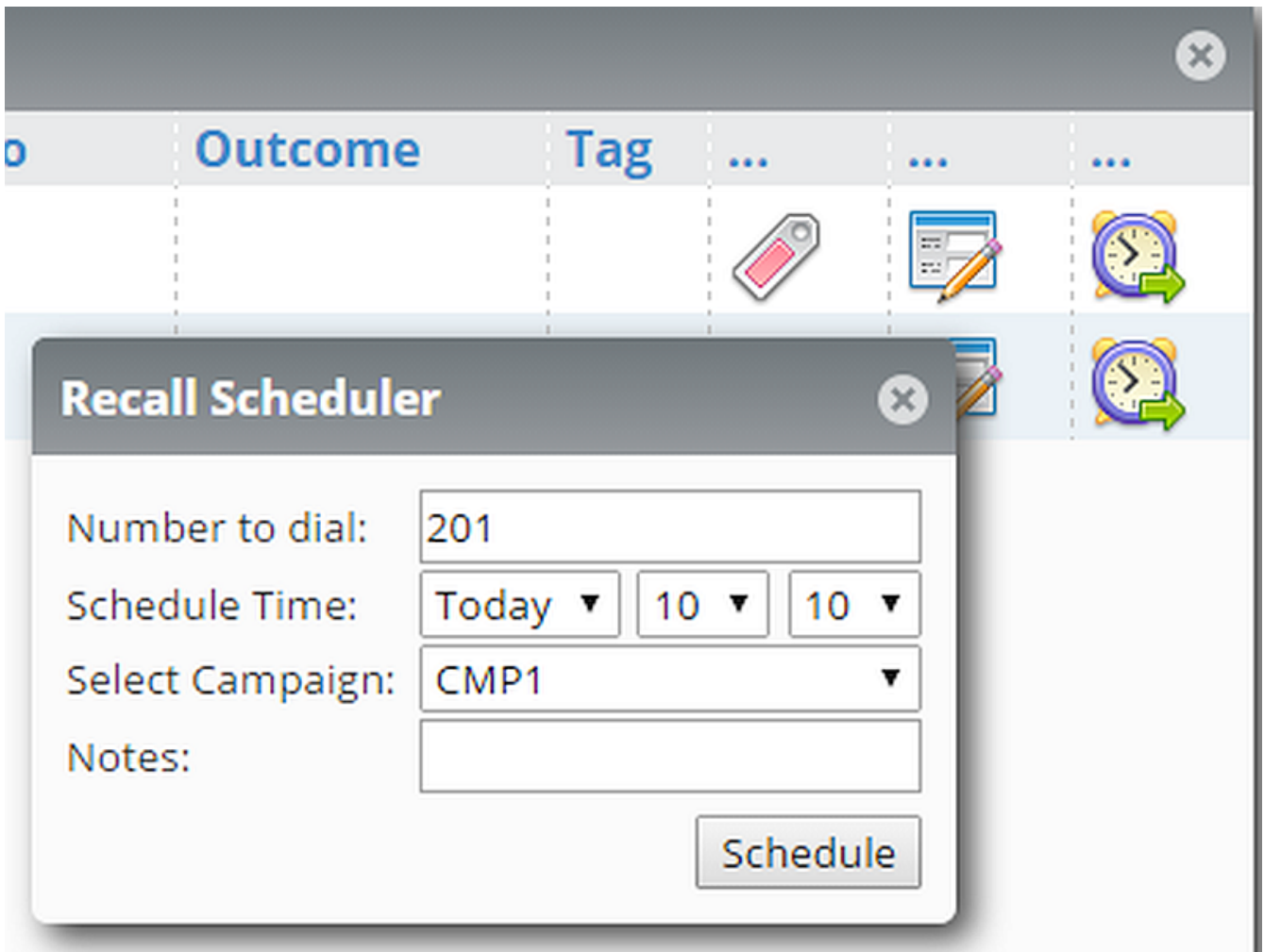
See: QueueMetrics User Manual, chapter "21.24. Configuring system preferences"

WombatDialer integration - Schedule outbound calls from Icon Agent page

WombatDialer campaigns can be assigned to queues by mean of the new WombatDialer settings panel, located on the queue definition administrative page.

Several campaigns can be assigned to each queue and a maximum recall period can be defined.

As soon as campaigns are defined for a queue, agents will see them in the recall scheduler window in the agent realtime page. Agents can reach recall scheduler panel by clicking on the new icon found in the call list, as reported in the picture below:



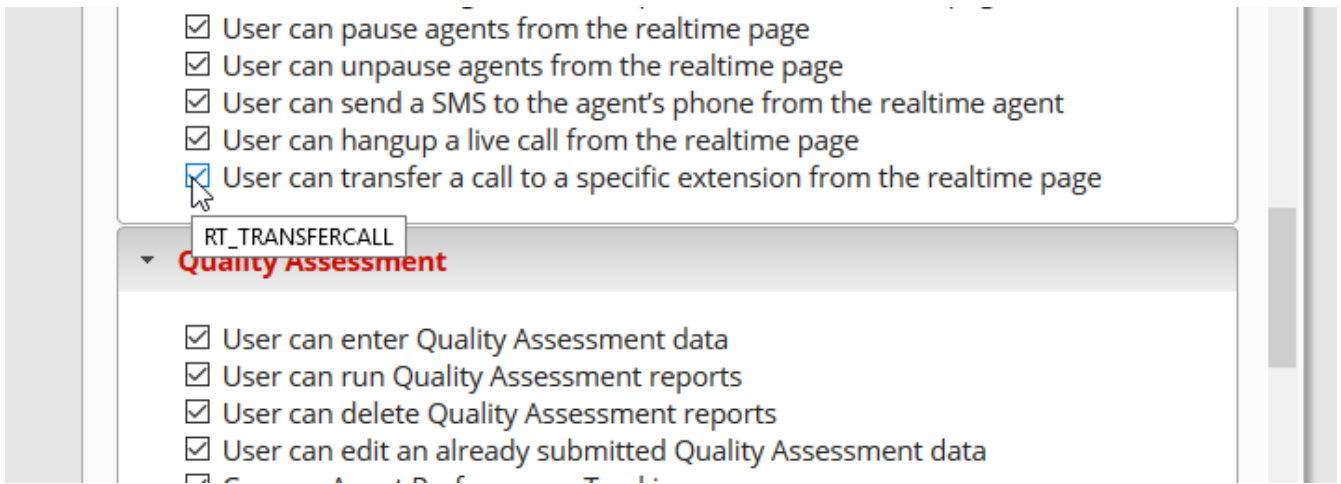
From the Recall Scheduler panel an agent can schedule a call. Scheduled calls will be queued to Wombat for the selected campaign and optional notes. Calls will be evaluated by Wombat at the specified time.

Plus the Call List panel has been improved to track Outcomes and features effectively.

See: QueueMetrics User Manual, chapter "8.7.3. The call list panel"

Improved WebRTC softphone compatibility

The embedded QueueMetrics Icon softphone in 15.10 is compatible with the latest Firefox releases, as well as Chrome.



As found in the compatibility matrix (see <http://bit.ly/1OUhF68>) Firefox users can receive calls directly from the WebRTC softphone embedded in QueueMetrics Icon.

Updated layouts for Custom Report and Realtime pages

The Custom report and Realtime pages have a new layout.

The accessibility of filters of the Custom report page is increased and the bottom line allows to save custom queries for later usage. Custom queries will be placed on the home page and can jump-start either reports or real-time views.

Custom report analysis

Run custom report

Start realtime monitoring

Report Details:

Queue:

Report:

Time period:

Call start date:

Call end date:

File:

Call filtering criteria

Agent:

Location:

Agent Group:

Outcome:

Call features:

Call tags:

Preferences

Hourly slot (minutes):

SLA: initial period:

SLA: initial interval:

SLA: max period:

SLA: interval:

Skill	Threshold
<input type="text" value="-"/>	<input type="text" value=""/>

Variables:

Asterisk call-id:

Caller:

Wait duration: Between and s.

Call duration: Between and s.

Disconnection cause:

Enter position: Between and

Number of attempts: Between and

DNIS:

IVR choice:

Server:

Time zone offset:

Join multi-stint calls:

Non-contiguous time: SUN MON TUE WED THU FRI SAT

Between and (hh:mm)

Between and (hh:mm)

Run custom report

Start realtime monitoring

09/11 - 15:56:45

Loway

Save this query: For all users: Visibility Key: Type:

The realtime page presents a new left side menu bar. It contains the relevant analysis filters and can be hidden when not needed.

Reload Add Member

Filters Parameters

Queue(s): 00 All

Update: 16:02:19

Alerts: 4

Reload: 5s

Queues: All

Agents: Members

Location: -

Group: -

Superv: No

Reports

Recap

Calls

Agents

By Queue View

By Tag View

Agents and Outcomes

Queue	N. agents	Ready agents	On pause	Unk	Bsy	N. Calls waiting	On phone inbound	On phone outbound
00 All	2	1	0	0	0	0	1	0
A300	1	0	0	0	0	0	1	0
A400	1	0	0	0	1	0	0	0
8401	0	0	0	0	0	0	0	0

Export as...

Calls being processed:

Queue	Caller	Entered	IVR	Waiting	Duration	Agent	MOH	Srv
A300	204	16:01:59	0:00	0:06	0:15	John Doe		

Export as...

Agents currently logged in:

Agent	Last logon	Queue(s)	Extension	On pause	Srv	Free Since	On queue	Caller	Last call	IVR	Waiting	Duration
John Doe	09/11 - 16:00:32	A300	sip/204	-		-	A300	204	16:01:25	-	0:06	0:24
Bob Smith (102)	09/11 - 16:00:42	A400	sip/200	-		-	00 All			-	-	-

Export as...

Aggregated by queue view:

Queue	Tot time	Offered	Answered	Avg wait	Avg talk	Sales	SPH	QC	QCPH	Cont.	CPH	Conv.	QConv.	SLA	Goal Ftrs	Feature
00 All	0:00	1	1	0:06	0:24	0	0:00	0	0:00	0	0:00	0.00%	0.00%	100.00%	0	0
A300	0:00	1	1	0:06	0:24	0	0:00	0	0:00	0	0:00	0.00%	0.00%	100.00%	0	0

Export as...

Aggregated by tag view:

Tag	Tot time	Offered	Answered	Avg wait	Avg talk	Sales	SPH	QC	QCPH	Cont.	CPH	Conv.	QConv.	Goal Ftrs	Feature
0:00	1	1	0:06	0:24	0	0:00	0	0:00	0	0:00	0.00%	0.00%	0	0	
-	1	1	0:06	0:24	0	0:00	0	0:00	0	0:00	0.00%	0.00%	0	0	

Export as...

Agent and outcome view:

Agent	Status	Offered	Answered	Tot talk	Tot idle	Pause bill.	Pause non bill.	Avg talk	Sales	SPH	QC	QCPH	Cont.	CPH	Conv.	QConv.	Goal Ftrs	Feature
John Doe	Logged on - 1:48	1	1	0:24	1:23	0:00	0:00	0:24	0	0:00	0	0:00	0	0:00	0.00%	0.00%	0	0

Export as...

09/11 - 16:02:07

Loway

Click'n go reports from the realtime page

QueueMetrics 15.10 introduces a new click'n go feature to all realtime reports.

>>

Queue	N. agents	Ready agents	On pause	Unk	Bsy	N. Calls waiting	On phone inbound	On phone outbound
00 All	2	2	0	0	0	0	0	0
A300	1	1	0	0	0	0	0	0
A400	1	1	0	0	0	0	0	0
8401	0	0	0	0	0	0	0	0

Export as...

Calls being processed:

Queue	Caller	Entered	IVR	Waiting	Duration	Agent	MOH	Srv
A300	204	16:01:59	0:00	0:06	0:15	John Doe		

Export as...

Agents currently logged in:

Agent	Last logon	Queue(s)	Extension	On pause	Srv	Free Since	On queue	Caller	Last call	IVR	Waiting	Duration
John Doe	09/11 - 16:00:32	A300	sip/204	-		16:59	A300	204	16:01:59	-	0:06	0:32
Bob Smith (102)	09/11 - 16:00:42	A400	sip/200	-		-	00 All			-	-	-

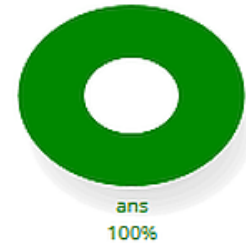
Export as...

Run a report

With this feature a user can start an historical report with a single click from the realtime page. The query for historical reports is set with same parameters generating the source realtime page report.

All Reports » Answered calls

Report Details:	
Report generated on:	September 11 2015, 16:20
Atomic queue(s) considered:	00 All
Filtered for agent:	= agent/101
Period start date:	September 11 2015, 00:00
Period end date:	January 01 2020, 01:01
Total calls processed:	2 (2 ans / 0 unans)
Ratio:	100.00% ans / 0.00% unans



Misc items

- It is now possible to generate direct links to the log-in page of QueueMetrics, so that from an external page you can link to QM and log in at once
- Misc performance improvements that should be noticeable on systems having > 200 agents
- Support for CentOS 7 / MariaDB
- The JSON API now implements the full set of agent actions: you can e.g. log in an agent at the PBX level by calling a QueueMetrics API

Bug fixes

A number of important bugs were fixed and some miscellaneous minor items were solved as well.

- #2557 - Automatic logon on non-auth direct ink
- #2469 - New centralized CBT tracking
- #2473 - Sorting by columns on the Performance Tracker Page
- #2511 - Multi-stint: if set outcome on non-last call, outcome is ignored
- #2554 - User-selectable timeout for entering post-call information
- #2555 - Expansion of Tag, Features and Variables in URI
- #2570 - Realtime engine caches events for a period longer than required
- #2387 - Conversions are not counted by Performance Tracker
- #2470 - Pushing training to Agents
- #2472 - Adding a note to CBTs and Coaching tasks

- #2475 - Editing QA forms
- #2612 - New index for QA - Mysql 5.6.20
- #2691 - Agents duplicated in Training and Coaching page
- #2713 - Hotdesking not working when running reports
- #2781 - Very slow queue expansion
- #2885 - On RT error, 404 qm_start instead of error page
- #2897 - Performance issues on Calls by Agent
- #2899 - Slow exception on U.cint()
- #2545 - Docs fail2ban
- #2667 - Upload of batches of queue_log rows
- #2670 - Centos7 / Elastix 4
- #2726 - Running multiple TPF requests in parallel easily breaks
- #2737 - Encoding issue on JSON responses API
- #2886 - JSON API: cannot access single user
- #2888 - Wrong qloader dependency on CentOS7
- #2891 - Direct login links
- #2904 - Error importing from queue_log (configuration wizard)
- #2911 - JSON calls seems not terminates when adding elements API
- #2915 - Error editing agent groups
- #2665 - User preference keys are sometimes duplicated on the DB
- #2666 - Agents are not shown as logged-out in Icon
- #2692 - New smarter drop-down selector in Icon
- #2706 - User-definable go-to URL when clicking on the QM logo
- #2707 - Wombat recalls: server interactions
- #2708 - Performing agent actions through a JSON API
- #2750 - Occupancy can be higher than 100%
- #2779 - Invalid SQL with not numerical call_ids
- #2786 - ErrProd 15.02: DayOfWeekFilter
- #2787 - ErrProd 15.02: initCustomReport
- #2802 - Overlap on SPH and similar
- #2803 - SPH on IMM reports
- #2804 - Wrong SPH in performance tracker
- #2810 - Wrong SPH in AGAW
- #2815 - Integrated softphone uses a plugin that is unsupported.
- #2914 - Impossible to fill a QA form via API

- #2797 - When the session expires, page is not correctly redirected

We hope you'll enjoy your QueueMetrics 15.10 experience! Send us your comments and suggestions.

Thank you for supporting *Loway*.

Release 15.02

QueueMetrics 15.02 is a release centered around two main themes:

- Improving the usability of QueueMetrics with suggestions and requests that came from our customers and end users, plus a number of changes that make the whole monitoring and management experience richer.
- Fixing major and minor bugs in order to improve the suite efficiency and smoothen the interaction.

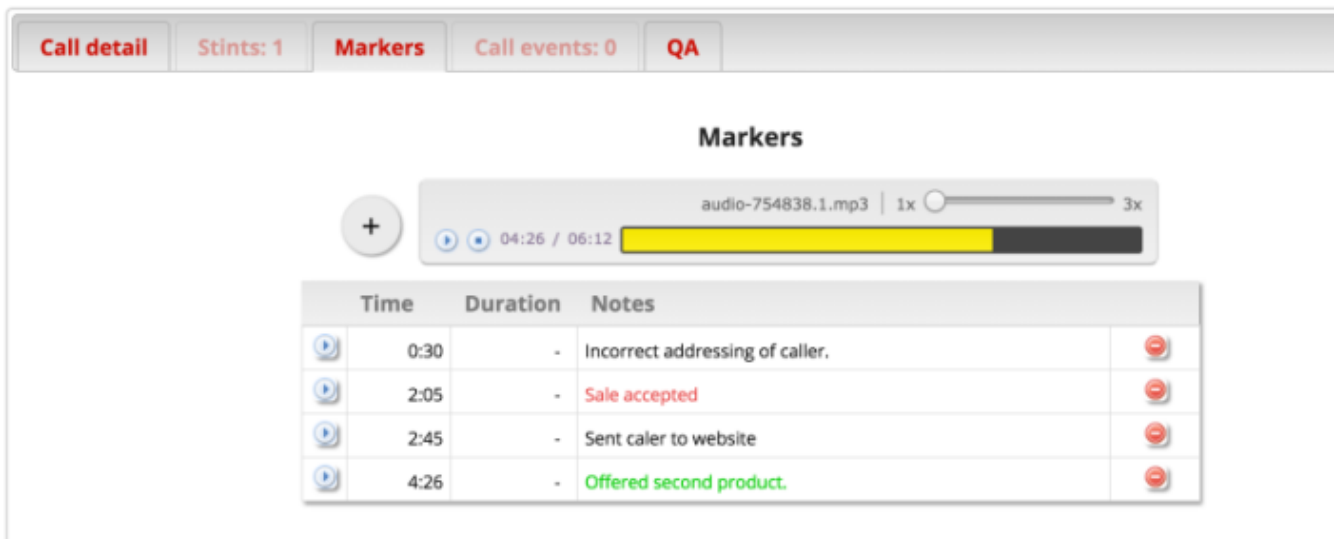
QueueMetrics 15.02 fully supports *Asterisk 13.1*, that will be the current release for 2015, as well as all the older versions.

Usability and layout improvement

The new HTML5 audio player - #2509

QueueMetrics always offered facilities to link to recordings and play them through the browser. This used to be made in a separate browser window, so the playback was autonomous from the main QM core and not very flexible.

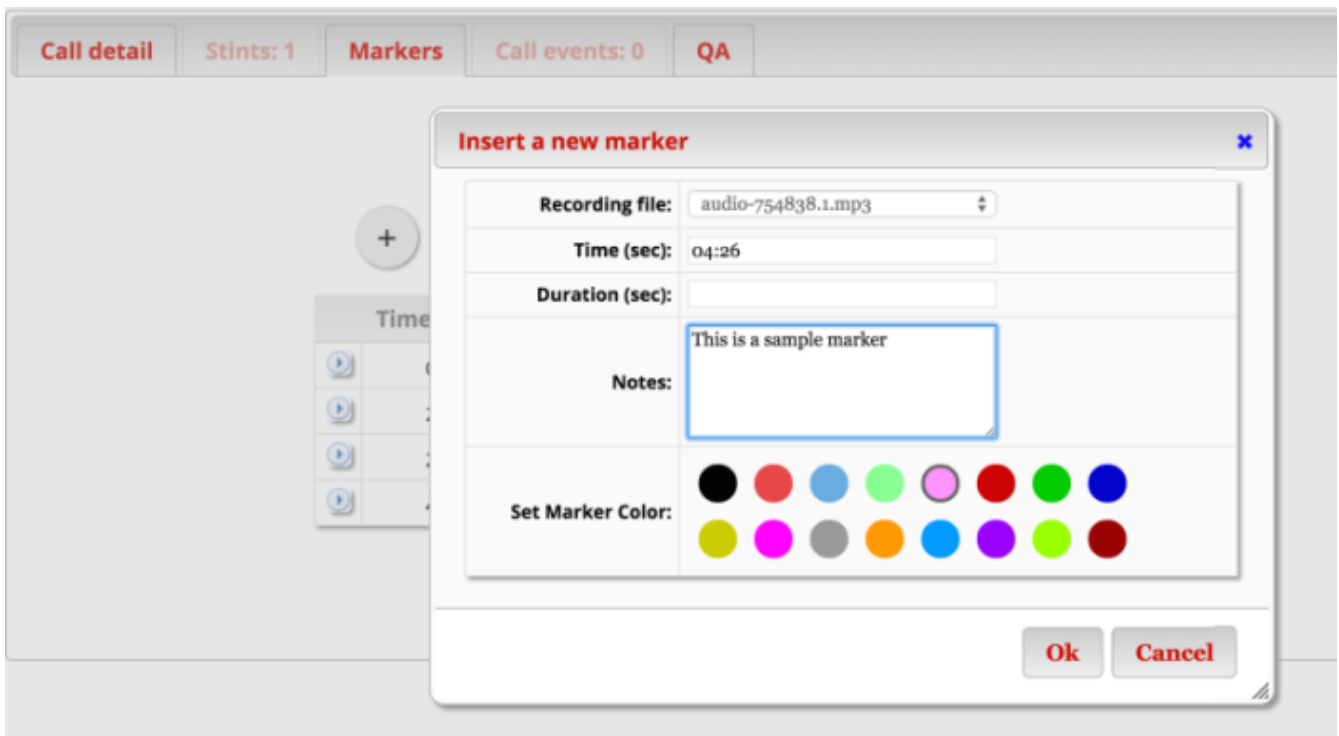
Now it is possible to play audio in an inner control, making it easy to jump back and forth. It is also possible to speed LP recordings to mark specific points for further inspections or speed up calls to review them faster.



The screenshot shows the QueueMetrics interface with a navigation bar at the top containing tabs for 'Call detail', 'Stints: 1', 'Markers', 'Call events: 0', and 'QA'. The 'Markers' tab is active. Below the navigation bar, the 'Markers' section is displayed. It features an audio player for 'audio-754838.1.mp3' with a progress bar showing '04:26 / 06:12' and a speed control set to '1x'. Below the audio player is a table of markers:

	Time	Duration	Notes	
	0:30	-	Incorrect addressing of caller.	
	2:05	-	Sale accepted	
	2:45	-	Sent caller to website	
	4:26	-	Offered second product.	

It is also possible to mark visually specific points in a call and jump to them by clicking on the link.



This functionality is available from the Call detail and QA pop-up, clicking on the Play icon next to the file name. You can still listen to calls using the browser and save links locally.

Prerequisites: The new functionality requires audio if you want to store in MP3 or plain-WAV format, and a modern browser. In order to turn it on, you need to set the system property *audio.html5player* to true.

See: QueueMetrics User Manual, chapter "5.2.1. The HTML5 Audio Player and Markers"

Icon Agent Page Improvements

We made a number of changes so that Icon has new key features and extends its usability for inbound/outbound scenarios.

Lost Calls - #2381

Lost calls now appears natively in Icon.

...	Start of call	Waiting	Talking	Caller	Queue	URL	Transfer to	Outcome
	14:58:22	0:41	0:00	204	OUT-Spill [351]					
	14:56:27	0:07	0:44	204	OUT-Spill [351]					
	14:55:30	0:01	0:08	204	A300 [300]					
	14:54:57	0:07	0:16	204	A300 [300]					

In the Call-list Panel there is a column that shows the list of both inbound and outbound calls with

new icons. The panel also displays any outbound unanswered call.

See: QueueMetrics User Manual, chapter "8.7.3. The call list panel"

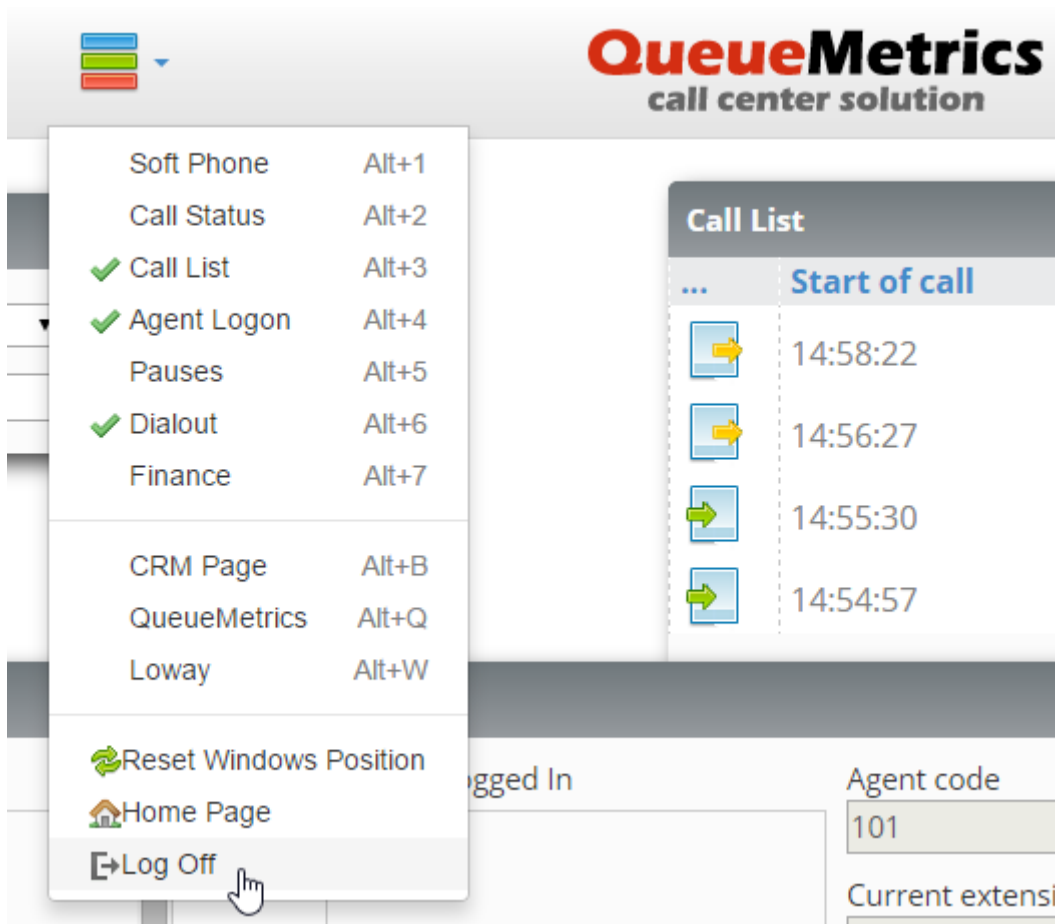
Softphone Caller ID - #2521

The new real-time agents page integrates a WebRTC softphone. Now the agent can start a call typing the number and clicking on the "Start Call" button. Plus the softphone was restyled for improved usability. It now shows the Caller Id for all incoming calls.

See: QueueMetrics User Manual, chapter "8.7.1. The integrated soft phone panel"

Direct Agent Log-in procedure - #2558

Agents enabled to use to Icon will now be directed straight to their realtime agent page instead of their home page.



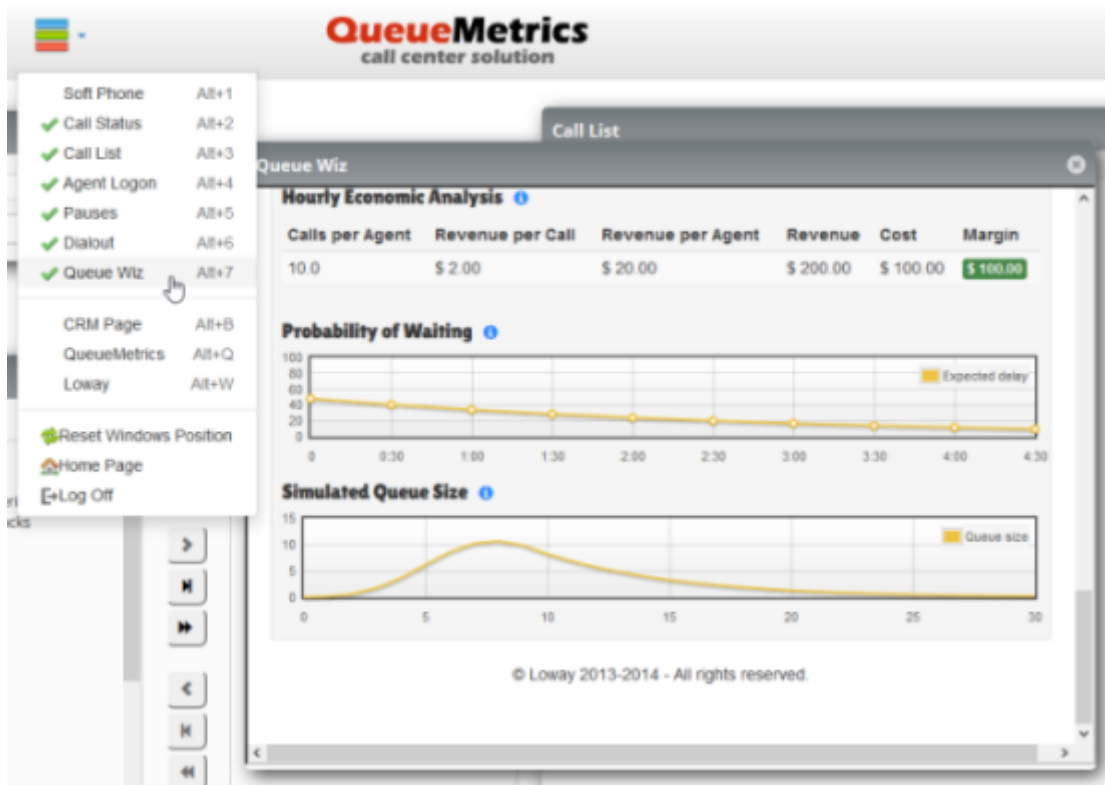
Prerequisites: this feature can be disabled with the `default.disable_directlogin_to_agentpage` configuration key set in the `configuration.properties` file.

See: QueueMetrics User Manual, chapter "8 The new Realtime Agents Page"

User Definable Inner Webpage panel - #2579

A new custom web panel is used to embed a user defined external website or custom intranet page. The panel is refreshed each time it is selected and/or moved, so it is possible to use it to display

metric from an existing system.



The goal of this panel is to allow integration with custom implemented indicators and/or messages.

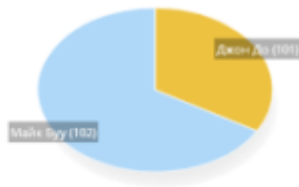
Prerequisites: The panel is optionally enabled by modifying the configuration keys `realtime.agent_webpanel1_url` and `realtime.agent_webpanel1_label` located in the `configuration.properties` file.

See: QueueMetrics User Manual, chapter "8.7.7. Custom Web panel"

Full UTF-8 support - #2485

QueueMetrics is now fully compliant with UTF-8 charset, meaning that is possible to use any UTF-8 characters when defining agents, QA forms, notes and any item in the report.

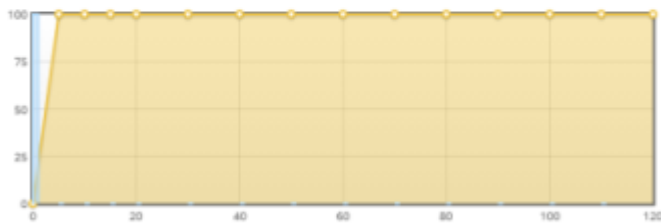
Операторы в очереди



Оператор	Кол-во вызовов	...	Суммарная продолжительность вызовов	Среднее время вызова
Джон До (101)	1	33,3%	0:06	0:06
Майк Бью (102)	2	66,7%	0:13	0:06

Экспортировать как...

Соглашение об уровне обслуживания



Отвеченные	Кол-во вызовов	Дельта	Процент	% предлж.	...
В течение 5 секунд:	3		100,0%	100,0%	
В течение 10 секунд:	3	0	100,0%	100,0%	
В течение 15 секунд:	3	0	100,0%	100,0%	
В течение 20 секунд:	3	0	100,0%	100,0%	
В течение 30 секунд:	3	0	100,0%	100,0%	

UTF-8 encoding now covers all functionalities, including statistics reporting, operators page and QA facilities, which makes it possible to fully support all international installations.

Prerequisites: enabled by default on all the installations. On old installs see FAQ <http://queuemetrics.com/faq.jsp#faq-065-UTF8>

See: QueueMetrics User Manual, chapter "5.2.1. The HTML5 Audio Player and Markers"

New "Agent per hour" report - #2578

This new report details the number of agents available on the selected queues for each hour of each day. The first column reports the date the current line refers to.

Agents by Hour

Day	0	1	2	3	4	5	6	7	8	9	10	11	12	13	14	15	16	17	18	19	20	21	22	23	Total
2014-11-09	-	-	-	-	1	1	1	1	1	1	1	1	1	1	1	1	1	1	1	1	1	1	1	1	1
2014-11-10	1	1	1	1	1	3	3	4	4	5	6	6	6	6	6	6	6	6	6	6	6	6	6	6	6
2014-11-11	6	6	6	6	7	7	7	7	7	7	7	7	7	7	7	7	7	7	7	7	7	7	7	7	7
2014-11-12	7	7	7	7	7	7	7	7	7	7	7	7	7	7	7	7	7	7	-	-	-	-	-	-	7

Export as...

The next 24 columns report the number of agents found for at least one second in the associated hour. Numbers are reported in black if the timeband was covered completely by the agents, or shown in red if at least one agent is not present for the whole hour. The last column reports the agents seen, for at least one second, during the day.

Prerequisites: enabled by default on new installs. On existing ones you will need to add data block AG15 manually.

See: QueueMetrics User Manual, chapter "6.10.13 AG15 - Agents by Hour"

Bug fixes

A number of important bugs were fixed and some miscellaneous minor items were solved as well.

- #2609 Flot graphs working on Retina Display.
- #2560 All defaults for UTF-8.
- #2431 Json API: decoded variables are not decoded if there is a numeric ID.
- #2577 AMI transaction working with Asterisk 13.1.0
- #2360 Test XML-RPC API.
- #2544 Logging of failed logins for Fail2ban.
- #2438 QueueMetrics permits duplicated fields.
- #2368 Pause and unpause in same second will not work.
- #2556 Json API: wrong hashcode.
- #2606 Agent filter is not working on performance tracker.
- #2378 Call monitor from realtime is not enabled.
- #2559 QA: Cyrillic names don't work in QA.
- #2423 The dbtest page breaks when running a pool: URI.
- #2561 Renaming existing TAGS to MARKERS.
- #2630 Queues defined with lot of atomic queues.
- #2541 Problems reading from realtime DB using useRowCache=true.
- #2437 Less verbose log when streaming audio.
- #2604 Parameters for non contiguous reports are not persisted properly.
- #2376 Running a report changes default agent code.

We really hope you will enjoy the new QueueMetrics 15.02! Do not hesitate to send us your comments and suggestions.

Thank you for supporting *Loway* and *QueueMetrics*.

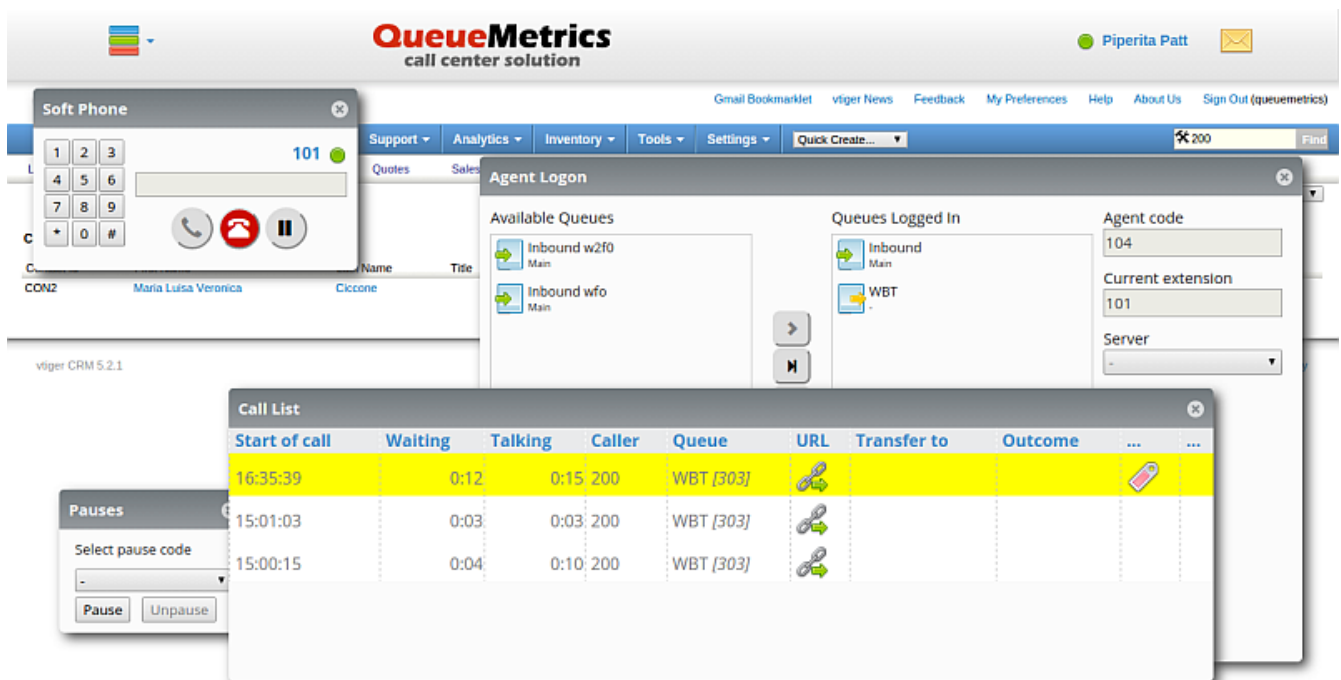
Release 14.10

QueueMetrics 14.10 is a release centered around three main themes:

- Improving the *usability* of QueueMetrics, by implementing a series of suggestions for changes that came as feedback on the Icon page, plus a number of changes that make the experience generally smoother.
- Improving the *deployability* of QueueMetrics, by leveraging and extending the new JSON API, having a command-line updater tool and by having a new, HTTP-only data loader that does not require a direct connection to the QueueMetrics database. This makes deploying large numbers of cloud QueueMetrics instances easier. Plus, a number of configuration defaults were updated and the sample database includes a better sample QA form.
- Fixing a number of *bugs and issues* here and there that would annoy users. The most important ones are that call attempts are now filtered correctly and that listening to audio files having weird characters in them should "just work".

QueueMetrics 14.10 fully supports the upcoming *Asterisk 13*, that will be the core Asterisk LTS release coming in the next months, as well as all other Asterisk versions.

Plus, this release has an initial *Catalan localization*; and more languages are on their way.



Generally speaking, we envisioned QueueMetrics 14.06 as a kind of "wrap-up" that builds and polishes the changes made with Icon and paves the way for improvements and new features to come in 2015.

Usability and the Icon page

Improvements to the Icon page

The Icon page now remembers the last extension an agent used (unless there is one defined); the

regular expressions to validate queues and agents are applied live as you type, and the soft-phone is a bit quicker in setting up calls. Plus, it is easier than ever to select the queue(s) you can work on and windows work in a more consistent way.

Related issues:

- #2390 - Remembering last entered extension
- #2391 - If queue name is too long, dialout panel does not work
- #2492 - Remembering last used agent extension
- #2500 - Validation RegExp (agent and extension) on event onChange
- #2483 - Softphone slow in setting up
- #2400 - Can't change pause code without unpause first
- #2445 - "Current extension" and "Agent code" (Logon window) can be greyed out if a queue is already logged in
- #2451 - Extension field should not be locked if a value is present
- #2458 - In "Call out" window, call button remains greyed out after 2-3 calls
- #2459 - Queues with call flow "undefined" (both inbound and outbound) are not shown in "Call out"
- #2484 - Call Status window not showing ongoing call's time
- #2488 - Call remains ongoing if abandoned by customer (until new refresh)
- #2489 - Wait time for outbound calls displayed as conversation time (until call's end)
- #2490 - Pause window has hidden buttons in Russian

General configuration improvements

We made a number of changes so that the settings on a new system are easier to work with. The default memory pool for new installations is now 256M, growing automatically to 512M when needed, and this should be okay for most users. Pop-up windows were made easier to use without having to resize them, hot-desking is enabled by default, and the Real-Time page now reloads faster.

We also got a couple new FAQs addressing common issues like what to do when an agent status cannot be defined and an example outbound email configuration for Gmail.

Related issues:

- #2452: New Tomcat RPM release with sysconfig properties
- #2453: Create a new sample QA form
- #2455: Updated Tomcat RPM
- #2456: Size of pop-up windows
- #2507: Flashing "tasks" icon
- #1991: Cfg: Define "00 All" queue as ""

- #2379: Cfg: Hotdesking enabled by default
- #2403: QueueMetrics by default runs with 256/512M
- #2414: Cfg: default.alwaysLogonUnpaused true by default
- #2446: Cfg: default.lockedAgentPopupCode true by default
- #2450: Cfg: New defaults for RT page
- #1285: FAQ: Agent status cannot be determined.
- #1981: FAQ: Example GMAIL configuration
- #1587: FAQ: Tomcat file rotation

Deployability

The web-based qloader

QueueMetrics now ships with an experimental new-generation qloader that does not require a direct database connection. It is also able to apply "splitting rules" in order to feed the output of one single Asterisk box into multiple QueueMetrics instances, each of which is not aware of the others. It also acts as a remote daemon in order to manage agent actions (logons, pauses, chanspy... you name them) without the need of establishing a direct AMI connection.

While the "classic" qloader served us well for years, and we do not suggest replacing it for existing systems, it was not well suited for handling remote Asterisk instances in cloud-based hosting scenarios.

Related issues:

- #2388: HTTP qloader interface
- #2389: New HTTP qloaderd
- #2434: Wqloader does not install on Centos5

See also:

- The web qloader user manual: <http://manuals.loway.ch/WQLoader-chunked/>

APIs

The JSON APIs were extended by offering a way to read and edit the *configuration.properties* file programmatically. JSON APIs run quicker and a number of corner cases were addressed.

It is also now possible to run the *dbupdater* from the command line, so that during a scripted upgrade you can run it before QueueMetrics is put back online.

Related issues:

- #2430: Run dbTester from the command line
- #2435: Efficient logins and sample user

- #2436: JSON api problems loading/deleting
- #2503: API to edit configuration.properties

See also:

- The JSON API user manual
- The *updateDb.sh* script that ships with QueueMetrics

Bug fixes

A number of bugs were fixed: ACD attempts are now computed correctly even if a filter is applied on the call set; a number of encoding issues on file names and XMPP/IM logins were addressed; and a few miscellaneous bugs were fixed as well.

Related issues:

- #2442: "ACD attempts by terminal" and "by queue" not filtering
- #2447: IM url is html-encoded
- #2065: Illegal character + in audio filenames
- #2267: Call recordings with some chars are not accessible
- #2369: Encoding of "+" on call listen URLs
- #1626: Audio Listening: audio names including the "+" sign
- #2402: AGAW runner doesn't work in 14.06 (new API)
- #2359: If queue set as "Any call" (call flow), it is not saved in queue details

Release 14.06

Release 14.06 offers significant improvements to the QueueMetrics package. They are centered around *QueueMetrics Icon*, the new innovative Agent Page.

The major changes we implemented are:

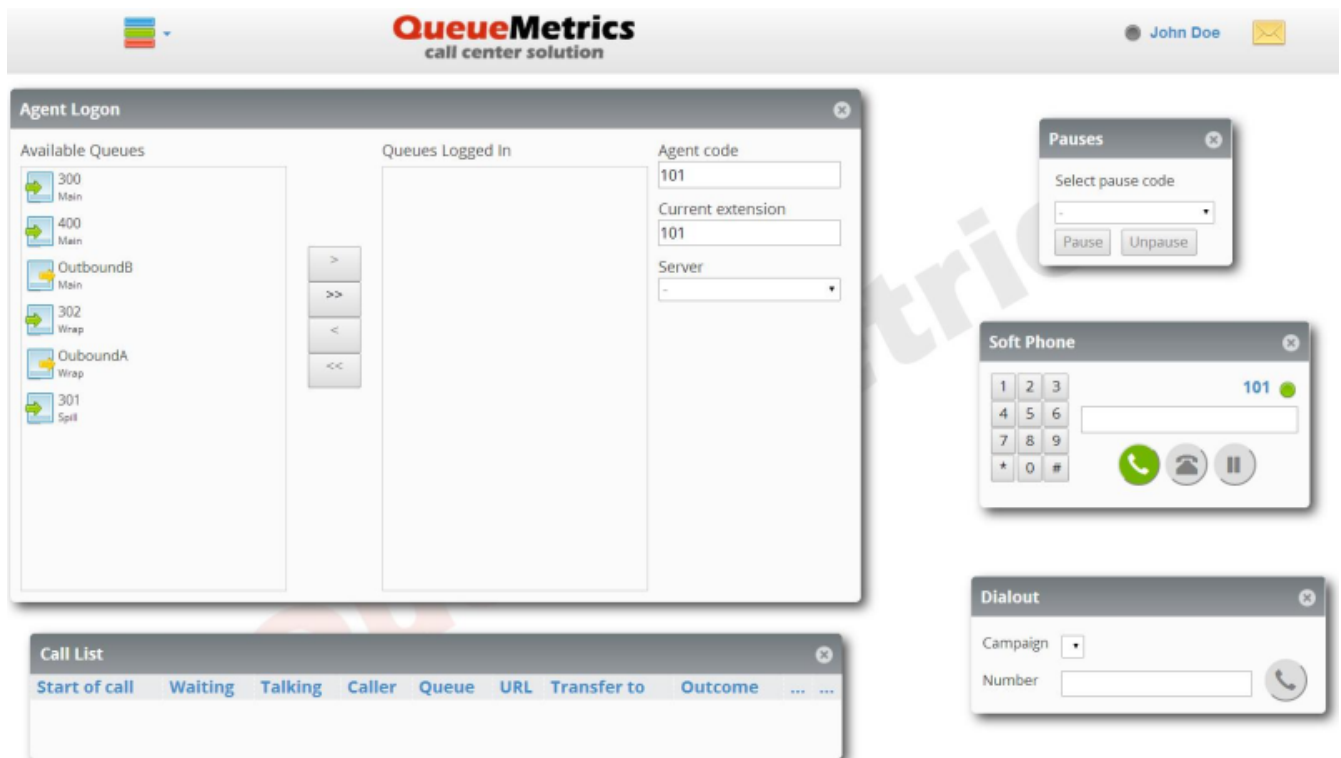
- A complete QueueMetrics layout restyle.
- The new Icon Agent Page.
- The integrated WebRTC Softphone.
- The new JSON APIs for configuration and reporting.
- A new, easier to use IVR tracking mode.

QueueMetrics layout restyling

We completely restyled QueueMetrics to match the demand for a fresher interface. The layout is now very clean and modern so that users can easily find what they need. A complete overhaul of the visual elements brings sharper windows corners, subtler drop shadows, more solid colors and a stylish font. The new look-and-feel greatly improves usability, facilitates learning and makes using QueueMetrics daily a pleaser experience.

Icon: The new Agent Page

We designed the new agent interface in order to provide users with the best usability combined with an innovative and minimalistic design that focuses all interactions with only one icon on a completely clean panel layout.



Using Icon, agents can operate all their call-center functions with only one control icon. Several new exciting features were added:

- A workspace with draggable and resizable windows for each main activity.
- Integrated WebRTC soft-phone.
- Native integration with external CRMs and custom web pages.
- Easier, intuitive queue login/logout and pause/unpause procedure.
- Customizable agent display layout with sessions persistence.
- Keyboard shortcuts for all the panels.

Access to the Icon page when upgrading existing systems is controlled on a user or class basis through the security key *NEWAGENTPAGE*. You have full control on when and to whom it will be shown.

See also:

- QueueMetrics User Manual: chapter 8.7

The Integrated WebRTC Softphone

Following the generalized trend towards WebRTC, an innovative embedded soft-phone was integrated in Icon. It allows agents to receive and originate calls without an external SIP phone. This way you can provision new agents with only a modern browser and a pair of earphones - nothing to install on their workstations.

WARNING At the moment, the level of support for WebRTC in different browsers is in flux. Icon's targets were Google Chrome 35+ and Asterisk 12 PBXs. An example of the current configuration needed to get it up and running is available in the Advanced Configuration manual.

A New JSON API interface

QueueMetrics now benefits from a new JSON API that wraps and extends the old XML-RPC API. This is now the primary access API for QueueMetrics. From the JSON API you can:

- Access and modify all the QueueMetrics configuration (retrieving and creating queues, agents, reports, etc.)
- Run reports on the statistics, the Real Time page, QA and more. All existing XML-RPC methods have an equivalent one-to-one call in JSON.

The new API comes with an extensive JSON API manual.

See also:

- The QueueMetrics JSON API manual

New IVR tracking mode

The new IVR tracking mode lets you define an "area" for each IVR incoming call, so that you can limit the visibility of each call to a subset of queues/areas. For example, if you run a DID for each client, you can assign IVR calls that do not enter any queue to a separate area for each client and they can appear separately in reports.

The new IVR tracking mode is completely compatible with previous IVR-tracking logs.

See also:

- QueueMetrics User Manual: chapter 9.1.2

Misc changes

A number of bugs present in previous releases are now fixed:

- Agent page uses a lot of memory on Firefox (#2229)
- Logging off agents from queues they do not work on anymore (#2306)
- QueueMetrics 14.03 does not connect to Asterisk 12.1 (#2311)
- Clean Tomcat cache at the end of the installation (#2314)
- Queue names are lowercased when logging off (#2322)
- Page does not work after pressing F5 (#2333)
- The new agent page does not refresh properly (#2290)

Release 14.03

Release 14.03 is a bug-fix and performance-improvement release on top of QueueMetrics 13.12. You will surely notice that QueueMetrics is now faster when running actions on the server. This happens for example, when you log on agents to a set of queues. We also included many fixes that correct technical annoyances and make your experience smoother.

Under the hood, we made many changes to prepare the system for the next generation agent page that will debut in the next release.

General usability improvements

Interaction with Asterisk through the AMI now faster

Depending on the version of Asterisk used, there was a delay in performing actions that could be noticeable on some systems when logging on or off to a large number of queues. This is now way faster (up to 10x) and happens almost immediately.

The multi-stint pop-up is now included in the general call detail pop-up

There is no separate pop-up to see call stints; stint information - when present - is now visible in a tab on the Call Detail pop-up.

Calls connected to agents after agent was removed do not start a new session

The parser usually starts a new agent session when events for an agent are received by a logged-off agent. Now, if a call is queued while the agent is connected but is routed to the agent soon after the agent disconnects, the previous session length is adjusted and a new session is not started, so the agent does not "linger on" in the real-time view.

Added Drill-down methods for the Performance Tracker page

The Performance Tracker page now has drill-down methods to filter calls interactively.

Immediate pick-up on configuration changes

QueueMetrics caches database reads in order to avoid hammering the database with the same queries over and over again. Such caches usually have a small duration - no more than 30 seconds - but sometimes if you create a new queue and go back to the main page, the new queue may take a few seconds to appear. This does not happen anymore - all configuration changes done through the GUI are effective immediately.

Compatible with the latest Oreka TR installations

The most recent versions of Oreka TR changed the names of a few components. It is now configurable with a property in order to have QueueMetrics work correctly with all builds of Oreka

TR.

Additional caching of frequent SQL queries

Some more queries are now cached and should reduce the database load of about 15% if you have a large number of concurrent agents. The change will be noticeable for larger systems (100+ agents live).

Misc changes

A number of bugs present in previous releases were fixed:

- Access to the Realtime page via XML-RPC might fail in QM 12.13
- AGAW runner issue - wrong JAR reference
- Agent page pop-ups abort if extension is missing
- Exception when parsing under non-existent session
- Added cache breaker to pop-ups
- Accessing multi-stint calls from block OD03
- Wrong counts in "Answered calls by custom groups" when reloading the page
- Excessive log at the "Severe" level
- Incorrect content-type in responses for AJAX services
- Saner insert defaults for the queue_log table
- Possible XSS vulnerability on the Error page
- The Agent's page would time out to */queuemetrics/qm/undefined*
- Calls being originated would appear in the wrong order on the Agents page until connected

Release 13.12

Release 13.12 addresses usability and bug fixes in a number of areas. The main theme of this release is integration - generating reports externally and having them included in QueueMetrics, integrating with popular CRM software packages, integrating with Asterisk 12 and with external process watchdogs.

- Externally-generated report pages
- Improved QA
- Easier integration to external CRMs
- Ready for Asterisk 12
- A long set of little but useful improvements in all areas

In total, over 70 issues were fixed/added in this release.

This release paves the way for major changes to come in 2014, including a new Agent page and WebRTC integration.

Externally-generated report pages

Would you like to integrate external data sources into QueueMetrics? Imagine that you want to run a QueueMetrics report and display a statistic with a graph about the items that were sold by your call-center. QueueMetrics does not handle this kind of information, so previously the only option would have been to generate externally a report that would include QueueMetrics data and data generated from external systems.

Since version 13.12, you can write small HTTP scripts - producing HTML, structured XML or JSON - that can have their output embedded in QueueMetrics pages as if they were native reports. They can be saved, printed and exported to PDF/Excel.

See also:

- XML-RPC User Manual: see chapter 6. Dynamic blocks in QueueMetrics.
- Examples are available under the *mysql-utils/xml-rpc* folder.

Improved QA features

The Quality Assessment (QA) modules in QueueMetrics have been improved by adding a number of features that make working with it smoother and more powerful, especially when tracking down unexpected or incorrect scores.

- Management by exception: you can dynamically filter which items you want to see in a QA form.
- Overall QA summary: it is now possible to see an average for the whole form.
- Queue pull-down box: in QA and elsewhere, combo boxes are now searchable.

- Hi-lighting criteria not at target: in the Performance Tracker page you can highlight elements dynamically.
- Editable names for QA levels: you can have different names or remove a score range altogether from your forms.
- Section-level shortcuts and auto-fails: it is possible to earmark a QA item so that sets the score for the whole section to zero if it fails.

Easier integration to external CRMs

We created a new section in the Advanced Configuration manual that is meant to get you up to speed quickly when integrating QueueMetrics with any external CRM.

We also created example scripts that integrate easily with SugarCRM and VTigerCRM, the most common CRM applications used by our clients.

See also:

- QueueMetrics Advanced Configuration Manual: see chapter 19. CRM Integration with QueueMetrics
- SugarCRM: <https://github.com/Loway/OpenQueueMetricsAddOns/tree/master/sugarcrm-integration>
- VTigerCRM: <https://github.com/Loway/OpenQueueMetricsAddOns/tree/master/vtiger-integration>

Ready for Asterisk 12 and easier to deploy

QueueMetrics 13.12 fully supports Asterisk 12. Asterisk 12 introduces a large set of changes in its architecture and will be the basis for future Asterisk PBXs. One notable feature that Asterisk 12 introduces is - at last - the ability to have attended transfers from queues.

Though Asterisk 12 is still in beta at the moment we're writing, you know that QueueMetrics is ready for when you need to switch over.

QueueMetrics also add a *watchdog* page - that is a page that reports - as a JSON service - the current state of the system, and the current memory allocation. We offer an example script on how to call this periodically and restart the system if the page does not work.

See also:

- QueueMetrics User Manual: The QueueMetrics watchdog page

Misc changes

Agent page:

- Automated refresh on agent events when running in ActivePolling mode
- Correct sort order of calls

- Setting of call statuses
- Improved support for IE
- Correct display of conversation time for live calls

Realtime page:

- The action wand does not disappear anymore
- Correct IVR timing
- A few fixes on how agents were counted in corner cases

Reports:

- Improved generation of XLS and PDF documents
- Percentages of calls taken and lost displayed on top of the page
- A few fixes for IVR measurement
- Improved Oreka integration for audio/video playback

Release 13.04

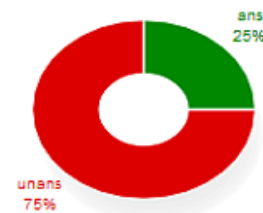
Release 13.04 adds a number of important new improvements that will make using QueueMetrics easier and more productive.

- Manual and automated reports as PDF/XLS documents (and you can have them sent by e-mail!)
- Non-scoring questions and other changes related to QA
- Fully-automated screen pops on the Agent's page: Active Polling
- Analyzing IVR tree traversal
- Detailed tracking of call events
- QueueMetrics in the cloud: using different QM instances on the same PBX

Manual and automated reports as PDF/XLS documents

When you run a report, it is now possible to export it in one go as either a PDF document or a multi-page XLS worksheet:

Report Details:	
Atomic queue(s) considered:	Sabadan's [600]
Period start date:	March 12 2011, 08:00
Period end date:	March 19 2013, 18:00
Total calls processed:	4
	25.0% ans / 75.0% unans



Even best, you can create pre-defined reports - that is, a set of queues, a report, a time period, an export format - and have QueueMetrics send them by e-mail to a list of recipients. You can run them manually or you can script a cron job that every night (or every week) will trigger the execution for you.

In order to turn on this feature, you must give your users the `USR_REPORTS_EXPORT` keys (so that she can export reports) and your admins should hold the key `USR_REPORTS_EXPORT_EDIT` in order to create the reports to be sent by e-mail.

See also:

- QueueMetrics User Manual: see chapter 18.1 - Generate PDF and XLS reports and send them by e-mail

Non-scoring questions and other changes related to QA

It is now possible to have non-scoring questions, that is, questions asked in QA forms that do not contribute to its averages and targets. This is useful because you can now use QA forms for general-


purpose information gathering - e.g. you could have a drop down menu that records whether the caller was male or female, or for which product the call to your support line was. This can be very useful especially when you have agents fill-in QA forms right from the agent's page in order to gather information about the call - and you get detailed reports on all these choices.

Such calls are displayed by distribution in the reports, that is how many calls were tracked for each distinct value.

Quality Assessment: Form summary







Scoring questions

Item code	Question	N Calls	Avg score	Exc. (*)	Meet (*)	Impr (*)	Issue (*)	Shortcuts (*)
	Caller	4	2.00	0.0%	0.0%	0.0%	0.0%	0.0%
	Resolution	4	0.00	0.0%	0.0%	0.0%	0.0%	0.0%

Export as...   

(*) Values counted with current item weights

Non scoring questions

Item code	Question	N Calls	Avg score	Values
	Caller	4		
AGE	Age group	4	2.50	2: 60+  2: 30-60 years 
SEX	Caller sex	4	1.75	1: Male  3: Female 
	Resolution	4		
SOLV	Issue Solved?	3	66.67	1: No  2: Yes 

Export as...   

Additionally, you can now have free-text comments linked to a specific QA question - this lets you store both comments by graders on why a specific issue was graded the way it was, and for agents to associate free-text comments through the agent's page. Such comments are displayed in the QA notes section with the indication of which question the comment is about. Additionally, an information icon will be added to the QA form, making it easy to retrieve such items when present.

Level	Range	Items
Issue	0 - 25	0
Req. Impr.	26 - 50	0
Meets exp.	51 - 75	0
Exceeds exp.	76 - 100	0

Overall Performance		
Caller (Avg)		0.0
Resolution (Avg)		0.0
Total score:		0/0
Avg.		0.0

Input form	
Form::	Agent-recorded
Status	-

Call details	
Start time:	January 09 2012, 10:34
Queue:	Inbound
Agent:	John Doe (101)
Agent Group:	-
Caller:	201
AstClid:	1326101626.225
Input form:	Agent-recorded
QA Analyst:	Demo Admin
Date:	2013-03-20 16:51:42.0

Audio recordings	
- q300-20120109-103346-1326101626.225.WAV	

Code	Description	Status	N/A	Value
Caller				
AGE	Age group			30-60 years
SEX	Caller sex			Female
Resolution				
SOLV	Issue Solved?			Yes

About SOLV of form Agent-recorded ✕

Date	User	Notes
2013-03-20 16:49:58.0	demoadmin	Nice to see that
2013-03-20 16:49:43.0	demoadmin	Issue fixed on first call

See also:

- QueueMetrics User Manual: see chapter 12 - Quality Assessments in QueueMetrics
- QueueMetrics User Manual: see chapter 8.5 - Gathering call information through agent-side QA forms

Fully-automated screen pops on the Agent's page: Active Polling

Since QueueMetrics 13.04, the agent's page does not need to be manually refreshed when a new call

hits the agent. This is a major usability improvement and comes on the heels of the high-performance Row Cache functionality introduced in QueueMetrics 12.10. This way you can have an agent's page that automatically refreshes (and launches a screen pop) only when there is new data to be shown to the agent. Also, the page does not need to reload to maintain session information - all session handling is done behind the scenes.

This is very useful for inbound call processing, and it is superb when used with WombatDialer outbound campaigns - you can get all the benefits of QueueMetrics plus a solid outbound dialing platform.

See the User Manual for the settings you have to enable in order to turn on this feature.

See also:

- QueueMetrics User Manual: see chapter 8.4 - Auto-refreshing the agent's page: Active Polling
- The WombatDialer is available at <http://wombatdialer.com/>

Analyzing IVR tree traversal

It is now possible to track and analyze not only the final IVR selection, but the time it took for each caller to make every selection, the number of goals reached (be it connecting the caller to a queue or reaching an independent goal, e.g. a self-service menu) and the attrition rates for each IVR menu and sequence, that is where the caller hung up instead of reaching a new destination.

This gives you in-deep visibility on what is going on before the call is queued and lets you streamline and optimize your IVR tree, giving you clear, comparable data to base your decisions upon.

IVR Traversals

IVR path	N. calls	IVR goal report	Success rate	Hangups	Attrition rate
ivr-2	5	0	0.0%	1	20.0%
# 1	5	0	0.0%	1	20.0%
ivr-2 ⇒ ivr-8	4	4	100.0%	0	0.0%
# 1	2	2	100.0%	0	0.0%
# 2	2	2	100.0%	0	0.0%
ivr-9	1	0	0.0%	1	100.0%
# 1	1	0	0.0%	1	100.0%
ivr-x	3	0	0.0%	0	0.0%
# 1	3	0	0.0%	0	0.0%
ivr-x ⇒ ivr-8	3	1	33.3%	2	66.7%
# 2	1	0	0.0%	1	100.0%
# 3	1	0	0.0%	1	100.0%
# 4	1	1	100.0%	0	0.0%

Export as...

It is also possible to view IVR data of calls that did not yet enter a queue, and see the sequence of IVR selections that was made on the call.

Tracking this information requires minor changes to be implemented in your dialplan (in order to track IVR selections and goals), and will be done automatically when installing the QueueMetrics module that ships with FreePBX 2.11.

In order to add these features to an existing QueueMetrics systems, you'll have to add the data blocks called IVR01, IVR02 and IVR03 to your reports. The list of calls can be browser though the OD04 block.

See also:

- QueueMetrics User Manual: see chapter 9 - Tracking IVR data
- The QueueMetrics module in FreePBX - <http://www.freepbx.org/trac/browser/modules/branches/2.11/queuemetrics>

Detailed tracking of call events

The call details pop-up has been reworked in order to offer a comprehensive view of events happening during the lifetime of a call - not just the final IVR selection, the total time spent on MOH or the number of lost ACD attempts.

All events are now displayed in an orderly fashion and can be viewed in the order they happened.

This feature improves granular understanding of what went on during a specific call.

See also:

- QueueMetrics User Manual: see chapter 5.1 - Detail of answered calls

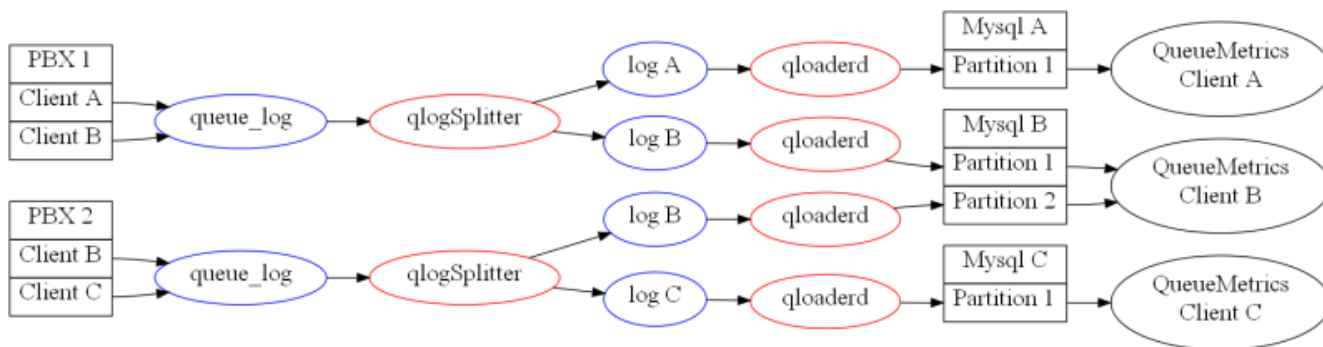
QueueMetrics in the cloud: using different QM instances on the same PBX

QueueMetrics was originally built to monitor one or more PBXs running a call center. It has strong security features, allowing you to run partitioned systems where multiple clients are completely insulated from other clients.

Still, in the standard QueueMetrics model, one QM instance can only monitor one PBX. This limits the offerings where:

- You have a cloud PBX and would like to give QM to some of your clients
- The QM systems need to be custom-configured for each client
- You want each client to have their own private instance of QM (for e.g. load management or ease of deployment)

The `QlogSplitter` tool - shipping with `qloader` 1.29 - lets you partition the `queue_log` of a large multi-tenant PBX into multiple feeds that go each into a separate QM system.



This lets you create client offerings where:

- Each client has their own, private instance of QueueMetrics
- You use the Loway Keyring to manage QueueMetrics license keys for each customer

This way, clients can pay for what they use and you can use a large Asterisk instance to feed them all.

See also:

- Qloaderd User Manual: see chapter 4 - Feeding multiple QM instances from a single queue_log file
- An introduction to the Loway Keyring is available at <http://queuemetrics.com/keyring.jsp>

Release 12.10

Release 12.10 sees the introduction of noticeable improvements and optimizations to QueueMetrics, offering broader usability and simplifying internal processes. Amongst the main features, the new release offers improved caching and memory efficiency, additional links to administrative tools from the QueueMetrics Home page, the introduction of the Agent Reports accessible directly from the agent web page and the possibility of defining different URLs for agent calls, according to the call path.

The implemented major changes are as follows:

- Cache RAM monitor [#1636]
- Memory efficiency [#1688]
- System diagnostic tools [#1673]
- Link to dbTest page [# 1692]
- Agent page Reports [#1663]
- URL Substitutions [# 1714]

Performance optimizations

We have been tracing and studying QueueMetrics' performance limitations in a number of production settings. The result of this study has led to a series of changes in QueueMetrics that will benefit everyone, but will of course mostly affect larger contact centers.

We worked on QueueMetrics' memory usage by limiting the total memory footprint, besides minimizing the creation of a large number of temporary objects. We also created a new string cache that outperforms the native Java implementation used in previous versions of QueueMetrics by two orders of magnitude on large settings. We also worked on database access caching - as of release 12.10, common items like the list of queues on the Home page are aggressively cached by QueueMetrics itself. You may notice this behavior if e.g. you create a new queue, go back to the Home page immediately and you do not see the queue for about 10 seconds. This has strongly reduced the number of queries sent to the database. Furthermore, we now have an even stronger caching system that keeps pre-processed objects in memory and avoids hitting the database for most real-time queries. This is an optional feature that only affects the Real-Time and the Agent's Page when running with SQL or CLUSTER storage, and has to be turned on manually by setting:

```
realtime.useRowCache=true
```

The results obtained through this change have demonstrated a 10x - 20x performance improvement on page generation times.

We have also provided a new monitoring page, which is accessible from the DBTEST page, that allows to query the status of the new caches in real-time and reset them, as required.

The guide to fine-tuning QueueMetrics memory settings in order to get the best performance can be

found in the QueueMetrics Advanced Configuration manual and it is a must-read for system administrators.

See also:

- QueueMetrics User Manual: see chapter 20.17.4 - RAM Cache monitor

Administrative Tools access

Given the frequent need to access specific administrative tools, we have simplified how administrators can reach two main areas of QueueMetrics: the *configuration.properties* file and the database Test page.

As of QueueMetrics 12.10 it is possible to view the *configuration.properties* file directly from the Home page. This is achieved by adding the key `EDIT_CFG` to the admin user, which will enable a link on the Home page, within the *Administrative Tools*, that will allow access to the file.

The screenshot shows the QueueMetrics Home Page. At the top left is a logo area with 'Your Logo' and a 'Home' link. On the top right, it says 'Demo Admin | Administrator' and the QueueMetrics logo. Below the header, there are three dropdown menus: 'Queue: All', 'Report: All Reports', and 'Supervision: No'. The main content area is divided into several sections:

- Inbound calls**: Show inbound calls for agent demoadmin
- Remote monitoring**: Show current system activity
- Agent report**: Filtered for agent: [dropdown], Today | Yesterday | The day before yesterday | Last day | Last 7 days | Last 30 days | Last 90 days
- Quality Assessment**: Run QA Reports, Grader's page, Performance Tracker
- Agent Awareness manager**: Filtered for location | My supervised agents
- Payroll**: Run payroll reports
- Real-time report**: Start realtime monitoring, Start wallboard
- Quick activity reports**: Today | Yesterday | The day before yesterday | Last day | Last 7 days | Last 30 days | Last 90 days
- Custom report**: Run custom report
- Edit QueueMetrics settings**: Edit reports, Edit users, Edit queues, Edit agents, Edit agent groups, Edit locations, Edit call outcomes, Edit pause codes, Edit IVR selections, Edit DID/DNIS lines, Edit QA forms, Edit QA Performance Tracker Rules
- Administrative tools**: View Audit Log, Setup wizard - Load data from Asterisk, Mysql storage information, Agent Awareness manager, Import/Export calls, Edit system parameters, System diagnostic tools
- QueueMetrics news**: See you at Astricon, QueueMetrics translations, QueueMetrics 12.05 released, What's new in QM, Welcome to the news

The database Test page is also accessible directly from the QueueMetrics Home page, under the heading *System diagnostic tools*, within the Administrative tools listing. It does not require a specific key to be enabled.

See also:

- QueueMetrics User Manual: see chapter 3.0 - Logging on to QueueMetrics

Agent page reports

The new functionalities allow agents to run specific reports directly from the agent page. These new features are already enabled for the included sample agents. In order to configure other

agents having the same functionalities available, the following steps need to be implemented:

1. Assign a queue (or a set of queues) to the agent
2. Assign a new report to the agent
3. Assign the SSAREPORT key to the agent

Furthermore, the Agent page now includes a new *Home* button that allows an agent to get back to his/her main web page at any stage (no security key or property are required to enable this feature) and various reporting options are selectable by queue, report type and durations. This new block of reporting functions is made visible for agents by enabling the SSAREPORT key within the user configuration/administration page, which can be reached from the main QueueMetrics administrator Home page. An agent can run a report based only on the queues and reports assigned to him/her.

An administrator can also assign the maximum amount of time that an agent can have available, when viewing historical reports from the agent web page. When an agent runs a report, the agent does not have a *Search* button enabled, so s/he is not able to access any kind of Custom Reports.

See also:

- QueueMetrics User Manual: see chapter 8.2 - Self-service agent reporting

URL Substitutions

The new release includes a new agent page URL feature. Each time the call history changes, and if there is a URL associated to the call shown on top of the list, a new window will automatically be opened pointing to the specific URL. This feature could be disabled modifying the value associated to the configuration key *realtime.agent_autoopenurl*.

John Doe | Individual agents

QueueMetrics
call center monitor

Home Live

Active calls for agent John Doe

Agent/101: Agent is currently logged on queues: Inbound (300)

Reload now Log on Log off Join Q Leave Q Pause Unpause Dial

Entering at	Waiting	Talking	Caller ID	Queue	URL	Status	Transfer to	Outcome
10/25 - 16:06:35	0:03	1:23	201	Inbound		Terminated		sale: Sale

Queue	AGAW related info
Inbound	ACL:0:00 Q:0:00 AW: Q:0:00 WA: Q:0
outbound 301	ACL:0:00 Q:0:00 AW: Q:0:00 WA: Q:0 #C:0

In order to maintain session information, this page will reload automatically

10/25 - 16:08:23

Loway
SEARCH
Loway - Switzerland

URLs are passed to the Queue() command in Asterisk or, if missing, they can be defined in the QueueMetrics queue configuration as a default. They can include a set of placeholders that are

expanded with the details of the call being handled, as in the following table. The available placeholders are:

- A agent's numeric code
- U call's Asterisk uniqueID
- S server ID (cluster mode)
- Q queue name
- T call timestamp
- C caller ID
- D DNIS
- I IVR path
- O outcome code
- P position in queue
- M call attempts

See also:

- QueueMetrics User Manual: see chapter 8.0 - The real-time agent page

Release 12.05

Release 12.05 offers additional improvements to the QueueMetrics package, that address the introduction of features that offer broader compatibility and simplify the user-experience. Amongst the main features, the new release sees a new page layout for the QueueMetrics Home page, the introduction of the Agent Awareness client for Chrome, new drop-down user-friendly menus for quick agent control, a database creation wizard and QA further scoring.

The implemented major changes are as follows:

- AGAW Quick Installation [#1600]
- AGAW Chrome compatibility [#1615]
- RT page menus [#1624_733]
- QA Extra Score [#1599]
- QM database creation [#1283]
- QM Home page layout [#1611]
- Agent channel names with - [#1614]

AGAW Quick Installation

The installation of the Agent Awareness (AGAW) extension has been made easier and quicker as when you install QueueMetrics via *rpm* the AGAW runner is automatically installed, even if not immediately activated.

The screenshot displays the QueueMetrics AGAW license installation interface. The main window shows the 'Agent Awareness: System status' page, which includes a table of current agents and system status details. A modal window titled 'AGAW license' is open, prompting the user to 'Copy and paste your new activation code here:' with a large text input area and a 'Run »' button. The interface includes a 'Demo Admin | Administrator' header, a 'QueueMetrics call center monitor' logo, and a 'Loway Research' footer.

Status	Queue	Start	End	Loader	Query ms	Insert ms	Calls
Current	Inbound	05/09 - 15:09:42	05/09 - 15:09:42	0	223	17	0
Current	outbound 301	05/09 - 15:09:42	05/09 - 15:09:42	0	75	5	0

	Entries
Runs currently in Querying phase:	0
Runs currently in Inserting phase:	0
Runs currently in Complete phase:	2
Runs currently in Obsolete phase:	50222
Total number of entries in the agent details:	100448
Total number of log entries:	176612

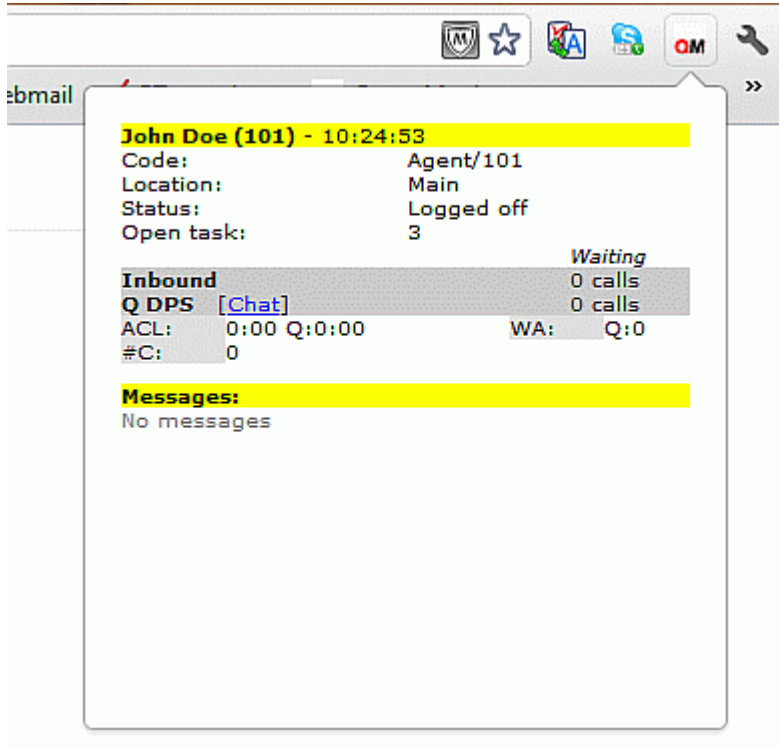
Once you request a demo licence, it can be installed directly from the AGAW page and you can start the AGAW runner process straight away.

See also:

- QueueMetrics User Manual: chapter 10.2 (Installing the AGAW licence)

AGAW Chrome compatibility

Chrome has become the most widely-used browser, followed by Firefox and other browsers. This release sees the implementation of the new user-friendly AGAW installation for Chrome users.



It allows to install the AGAW client within about 2 minutes and embeds into the top banner of the web page as an icon that offers an at-a-glance AGAW panel, with all the relevant data for any agent.

See also:

- QueueMetrics User Manual: chapter 10.5 (Installing with Chrome)

RT page menus

Call Centre administrators and supervisors can now perform a variety of agent-related tasks directly from the Realtime web interface in QueueMetrics, without any need to browse to other pages. We have introduced a new *wand* icon at the end of the *Calls being processed* panel which will give administrators the freedom and time-saving control of being able to directly access the QA form, close, hang up, transfer and listen to any listed call.

Calls being processed:

Queue	Caller	Entered	Waiting	Duration	Agent	MOH	Srv
Inbound	201	16:16:41	0:04	0:05	John Doe (101)		

Export as...

Agents currently logged in:

Agent	Last logon	Queue(s)	Extension	On pause	Srv	Last call	On queue
John Doe (101)	05/07 - 15:40:43	Inbound	sip/203	-			Inbound

Export as...

We have also added an *Add Member* button to the top control table and a tidy drop-down menu within the *Agents currently logged in* section that allows to log off, pause and un-pause agents and send SMS messages (Asterisk v.10+ required for this feature).

Home **Realtime** Broadcast

Reload

Update	Reload	Recap	Calls	Agents	Queues	Agents	Location	Group	Superv.	Add Member
16:59:15	ios	Show	Show	Show	Active	All	Main	-	No	Add Member

Agents currently logged in:

Agent	Last logon	Queue(s)	Extension	On pause	Srv	Last call	On queue
John Doe (101)	04/20 - 17:08:38	Inbound	sip/203	17:08 Email		17:07:58	Inbound

Export as...

See also:

- QueueMetrics User Manual: chapter 7.2 (Calls being processed)
- QueueMetrics User Manual: chapter 7.3 (Agents currently logged in)

QA Extra Score

Assigning scores to a QA Form has always ranged between zero and hundred. Occasionally a call centre may choose to allocate higher values to an agent, given that he/she performed outstandingly well in their job. It is now possible to add extra scoring to particular questions within the QA Form.

QA: Items for Form: Quality Assurance

Add new Item:

Section: Engagement	Active If...	Extra Score
- SCG: How positive clear and eager was the use of the Corporate greeting?	<input type="checkbox"/>	<input type="checkbox"/>
- COU: How well did the rep display courtesy?	<input type="checkbox"/>	<input type="checkbox"/>
- ENE: Rate rep's enery level throughout the call	<input type="checkbox"/>	<input type="checkbox"/>
- TON: How well did the rep vary the tone and speed of speech?	<input type="checkbox"/>	<input type="checkbox"/>
- CLE: How clear and concise was the rep's vocalization and pronunciation?	<input type="checkbox"/>	<input type="checkbox"/>
- HOL: Did the rep use the correct hold procedure?	<input type="checkbox"/>	<input type="checkbox"/>
- DEE: Did the rep avoid deed air?	<input type="checkbox"/>	<input type="checkbox"/>
- LIS: Did the rep display active listening skills?	<input type="checkbox"/>	<input type="checkbox"/>
- CLO: How positive and appropriate was the call closure phase?	<input type="checkbox"/>	<input checked="" type="checkbox"/>
Section: Resolution		
- ASS: Was assurance given for client's assistance?	<input type="checkbox"/>	<input type="checkbox"/>
- REL: How accurate and relevant was the information provided?	<input type="checkbox"/>	<input type="checkbox"/>
- HEL: Was additional help offered with enthusiasm?	<input type="checkbox"/>	<input type="checkbox"/>
- PRO: Was the problem resolved on first contact?	<input type="checkbox"/>	<input type="checkbox"/>
- TIM: Did the rep manage time effectively?	<input type="checkbox"/>	<input checked="" type="checkbox"/>
Section: Business needs		
- DBC: Was DBC done?	<input type="checkbox"/>	<input checked="" type="checkbox"/>

The total scoring for a specific section will be calculated and displayed within the numerator part and will not affect the averages of the overall QA Form.

See also:

- QueueMetrics User Manual: chapter 20.9 (Configuring QA Forms)

QM database creation

This new feature will be welcomed by many of our customers worldwide as it simplifies the QueueMetrics installation and configuration process. QueueMetrics requires a working JDBC connection to the MySQL database, so the new wizard allows to easily create the database in a few clicks and minimal manual intervention.

QueueMetrics
call center monitor

DbTest

Create QueueMetrics database

This procedure may delete all data if you already have an existing QueueMetrics database. If you already have a database, do not run this. Parameters that are not editable come from the web.xml file. If you need to change them, go edit the web.xml file.

MySQL root information

MySQL database address:

MySQL root user:

MySQL root password:

QueueMetrics database information

QueueMetrics database:

QueueMetrics database user:

QueueMetrics database password:

Diagnostic tools

- [View configuration](#)
- [AMI tester](#)
- [Live DR inspector](#)

Note:
Access to this page is supposed to be restricted.

You can turn off access to this page by setting `default.viewTechInfo=false` in the `configuration.properties` file.

#	Step	Status	Description	Time
1	Testing JDBC connection as the MySQL admin	NOT_RUN		0 ms
2	Creating database queuemetrics	NOT_RUN		0 ms
3	Creating grants for user 'queuemetrics' on database queuemetrics	NOT_RUN		0 ms
4	Uploading initial schema	NOT_RUN		0 ms

See also:

- QueueMetrics User Manual: chapter 2.5.2 (Automatic database creation)

QM Home page layout

This release offers a great new look for the QueueMetrics Home page, as the various links have been re-organized to form a new layout that avoids any previously-required page scrolling.

The new format sees the introduction of the *QueueMetrics News* section, a reviewed block layout across multiple columns and the Licence Information page link embedded within the top banner to allow access from any page across the application.

See also:

- QueueMetrics User Manual: chapter 3 (Logging on to QueueMetrics)

Agent channel names with -

We have introduced the option to avoid the stripping of the - (minus sign) in channel names. By setting the `default.stripChannelNames` property to `false`, the agent channel name is read as it appears in the `queue_log` file. Otherwise anything after the - sign is deleted (ie. SIP/203-abcd is read as SIP/203), if set to `true`.

See also:

- QueueMetrics User Manual: Appendix D (System Preferences)

Release 12.02

This release of QueueMetrics includes a main functional improvement, which is related to the Music on Hold (MOH) feature. This brief release overview allows to understand the new feature, why it was implemented and how it it can be applied.

The new major change is as follows:

- Tracking Music on Hold [#1525]

Tracking Music on Hold

Many QueueMetrics customers expressed the need to be able to monitor the amount of time a customer was put on hold, given that this is not currently measureable via Asterisk. To use the MOH feature it is necessary to install a custom patch which allows to track these events.

When this feature is enabled, if we look at the QueueMetrics Realtime page, we see an "MOH" field that shows the amount of time a customer is on Hold with music, during a call. If multiple Hold instances took place during the call, this field will show the total "on hold" duration.

Calls being processed:

Queue	Caller	Entered	Waiting	Duration	Agent	MOH	Srv
Inbound	201	10:09:58	0:09	3:37	John Doe (101)	3:33	

See also:

- QueueMetrics User Manual: chapter 7.2 (Calls being processed)

QueueMetrics offers the option to have a list of calls displayed in a paginated format. If we look at the bottom right of this list, we can see a small icon which allows us to add or remove columns within the listing. We now have the option of adding the "MOH events" and "MOH duration" columns, which report on the number of events where a caller was put on Hold and the total duration of such events.

Date	Caller	Queue	Wait	Duration	Pos.	Disconnection	Handled by	Attempts	Code	Stints	Srv
12/14 - 17:12:50	201	Queue 300	0:09	0:07	1	Caller	sp/203	1		1	
12/14 - 17:14:10	201	Queue 300	0:05	0:32	1	Caller	sp/203	1		1	
12/15 - 15:34:45	201	Queue 300	0:09	0:35	1	Agent	sp/203	1		1	
12/15 - 15:37:44	201	Queue 300	0:03	0:20	1	Caller	sp/203	1		1	
12/15 - 15:39:55	201	Queue 300	0:26	0:25	1	Agent	sp/203	2		1	
12/15 - 15:41:33	201	Queue 300	0:03	0:14	1	Agent	John Doe (101)	1		1	
12/15 - 15:46:42	201	Outbound 301	0:05	0:26	0	Caller	John Doe (101)	1		1	
12/15 - 16:33:25	201	Queue 300	0:05	1:02	1	Caller	John Doe (101)	1	sale	1	
12/15 - 16:37:45	201	Outbound 301	0:03	0:27	0	Caller	John Doe (101)	1	nc	1	
12/15 - 16:43:25	201	Queue 300	0:02	0:26	1	Caller	John Doe (101)	1		1	
12/22 - 09:39:15	201	Queue 300	0:04	0:14	1	Caller	John Doe (101)	1		1	
12/22 - 09:41:35	201	Outbound 301	0:08	0:07	0	Caller	John Doe (101)	1		1	
12/22 - 10:46:55	201	Queue 300	0:04	0:26	1	Caller	John Doe (101)	1	sale	1	
12/22 - 10:49:16	201	Queue 300	0:03	0:45	1	Agent	John Doe (101)	1		1	
12/22 - 10:51:57	201	Outbound 301	0:08	0:43	0	Agent	John Doe (101)	1		1	

Available data columns

- Date
- Caller
- Queue
- Wait
- Duration
- Pos.
- Disconnection
- Handled by
- Attempts
- Code
- Stints
- Srv
- Asterisk UID
- MOH events
- MOH duration
- IVR duration
- IVR path
- DNIS



See also:


- QueueMetrics User Manual: chapter 20.12 (Configuring paginated calls)

The new feature also allows to see the total number of Music on Hold (MOH) events per agent, how

many MOH instances took place throughout a call, the average and total duration of the MOH events.

Music-on-Hold by Agent

Agent	Total Events	Events per Call	Total Duration	Average Duration
 John Doe (101)	4	2.0	0:53	0:13
 Bob Smith (102)	2	2.0	0:25	0:12

▶ Export as...   

See also:

- QueueMetrics User Manual: chapter 6.1.13 (Music on Hold by agent)

Release 12.01

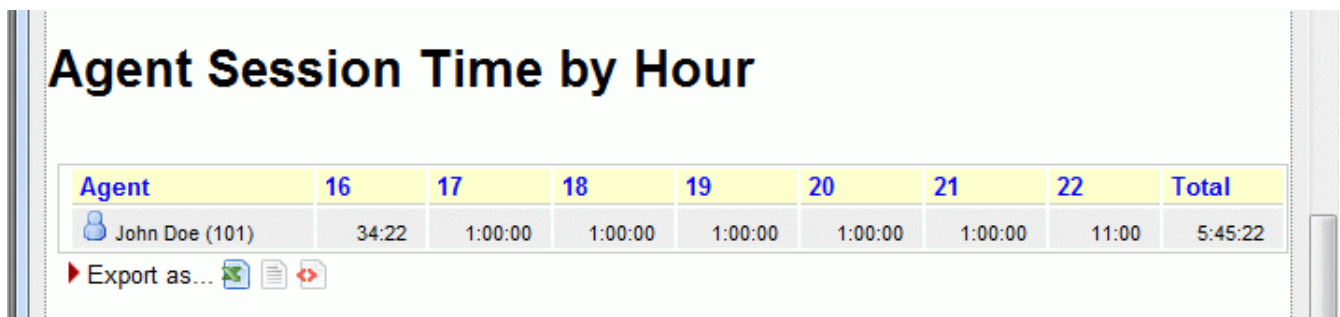
This release of QueueMetrics includes a variety of functional improvements, which we have subdivided into major and minor changes. We are providing this brief overview of the main changes in order to have a quick and readable guide that allows our customers to be aware of what the major changes are, why they were implemented and how it improves the user-experience.

The new major changes are as follows:


- Agent times by hour [#1364]
- Call tagging [#1369]
- Paginated call display [#1383]
- Realtime on Asterisk 1.8 [#1385]
- Non-contiguous reports [#1405]
- Friendly names handling [#1470]
- Encrypted files playback [#1492]
- Persistent user properties [#1511]
- QA from Agent page [#1519]




Agent times by hour

This new reporting feature addresses the need to know the total presence time of each agent over a specific 24h period of time. So we developed this feature to show data subdivided into the following three sets of metrics:



Agent Session Time by Hour

Agent	16	17	18	19	20	21	22	Total
 John Doe (101)	34:22	1:00:00	1:00:00	1:00:00	1:00:00	1:00:00	11:00	5:45:22

Export as...   



Agent Payable Time by Hour

Agent	16	17	18	19	20	21	22	Total
 John Doe (101)	34:22	1:00:00	1:00:00	1:00:00	1:00:00	1:00:00	11:00	5:45:22

Export as...   

Agent Billable Time by Hour

Agent	16	17	18	19	20	21	22	Total
 John Doe (101)	34:22	1:00:00	1:00:00	1:00:00	1:00:00	1:00:00	11:00	5:45:22

▶ Export as...   

This allows an administrator to have information for each agent, by showing the agent's decoded name, level and current group (if defined, expressed as an icon like elsewhere in QM), various columns containing the total session time for each hourly timeframe and the total time of all the hourly sessions, from start to end.

See also:

- QueueMetrics User Manual: chapter 6.10.10 (Agent session time by hour)

Call tagging

For each call it is possible to add Tags which can be created (by using the security key: CALLMONITOR_ADDTAGS) and deleted (with: CALLMONITOR_DELTAGS), as required, in order to keep a note regarding that specific call.

Call detail

Close

Track QA

Asterisk Call ID:	1322735452.294
Date and time:	12/01 - 11:31:03
Queue:	Outbound 301 [q-301]
Caller ID:	201
Handled by:	John Doe (101)
Duration:	0 sec.
Waiting time:	8 sec.
Original position	-
Disconnection cause:	Caller disconnected
Transferred to:	
Attempts:	1
Last Failed Attempt:	-
Bridged Channel:	
Stints:	1
URL:	
Status code:	sale: Sale
Srv	
DNIS	
IVR selection	
- Q-q-301-1322735452.294.WAV	

Tags

Insert a new tag ✕

Recording file: Q-q-301-1322735452.294.WAV

Time (sec): 11:31:05

Duration (sec):

Notes: Sales pitch

Set Tag Color: Red: 37% Green: 100% Blue: 37%

Ok Cancel

See also:

- QueueMetrics User Manual: chapter 11.3.3 (QA - The input form)

Paginated call display

It is now possible to view details of calls (answered, unanswered) in a paginated order, rather than as a long list of data on a single page, allowing better readability than previous straightforward listings when running a large result set. If we run a Report we will see that the calls are showing in pages, rather than as a listing (note the buttons to go forward/back and that the page is 1 of 2 pages)

Home Answered Ans.Dt Unans. Unans.Dt Area Att. Day Hr. DOW Agents Ag.Dt Outcomes **New** All

All Reports » New Blocks


Report Details:

Atomic queue(s) considered: 00 All
Queue 300 (300), Outbound 301 (q-301)

Period start date: October 15 2011, 10:35

Period end date: January 13 2012, 10:35

Total calls processed: 74
64.9% ans / 35.1% unans



Unanswered

Date	Agent	Caller	Queue	Disconnection	Position	Wait	Pos.	Attempts	Code	Key	Stints	Srv
10/18 - 10:12:15		201	Queue 300	Abandon	1		2:25	1	0		1	
10/18 - 10:14:23		202	Queue 300	Abandon	1		4:07	2	0		1	
10/20 - 11:58:15	John Doe (101)	202	Outbound 301	Abandon	1		0:00	1	0		1	
10/20 - 12:00:36	John Doe (101)	202	Outbound 301	Abandon	1		0:00	1	0		1	
11/02 - 14:22:11		201	Queue 300	Abandon	1		0:23	1	1		1	
11/02 - 14:31:52	John Doe (101)	203	Outbound 301	Abandon	1		0:19	1	0		1	
11/17 - 11:58:41		203	Queue 300	Abandon	1		0:15	1	0		1	
11/17 - 11:58:51		203	Queue 300	Abandon	1		0:10	2	0		1	
11/17 - 11:59:21		203	Queue 300	Abandon	1		0:25	1	0		1	
11/17 - 12:01:32		203	Queue 300	Abandon	1		0:12	1	0		1	
11/17 - 12:03:06		201	Queue 300	Abandon	1		0:21	1	1		1	
11/17 - 13:50:32		203	Queue 300	Abandon	1		0:43	1	2		1	
11/17 - 13:52:06		203	Queue 300	Abandon	1		0:35	1	2		1	
11/17 - 13:53:45		201	Queue 300	Abandon	1		0:19	1	1		1	
12/01 - 16:32:49		201	Queue 300	Abandon	1		0:17	1	1		1	

Export as... 1 / 2

By selecting the icon at the bottom right of the paginated listing, it is possible to add columns, as required, and when exporting data you can select just the columns that you want to export.

Details of answered calls

Available data columns

- Date
- Caller
- Queue
- Wait
- Duration
- Pos.
- Disconnection
- Handled by
- Attempts
- Code
- Stints
- Srv
- Asterisk UID

Date	Caller	Queue	Wait	Duration	Pos.	Disconnection	Handled by	Attempts	Code	Stints	Asterisk UID
11/28 - 11:31:27	203	Queue 300	0:04					1		1	1322476287.254
11/28 - 11:31:47	203	Queue 300	0:04					1		1	1322476307.256
11/30 - 16:33:08	201	Queue 300	0:04					1		1	1322667188.262
11/30 - 16:35:40	201	Queue 300	0:04					1		1	1322667340.268
12/01 - 11:25:33	201	Queue 300	0:04					1		1	1322735133.278
12/01 - 11:31:03	201	Outbound 301	0:04					1	sale	1	1322735452.294
12/01 - 11:33:31	201	Queue 300	0:14					1		1	1322735611.300
12/01 - 16:26:01	201	Queue 300	0:03	0:20	1	Caller	John Doe (101)	1	sale	1	1322753161.308
12/01 - 16:30:19	201	Outbound 301	0:03	0:05	0	Caller	John Doe (101)	1		1	1322753410.312
12/07 - 17:27:00	201	Queue 300	0:03	0:20	1	Caller	John Doe (101)	1		1	1323275220.46
12/14 - 17:12:56	201	Queue 300	0:09	0:07	1	Caller	John Doe (101)	1		1	1323879176.50
12/14 - 17:14:16	201	Queue 300	0:05	0:32	1	Caller	John Doe (101)	1		1	1323879256.52
12/15 - 15:34:48	201	Queue 300	0:09	0:35	1	Agent	sip/203	1		1	1323959688.64
12/15 - 15:37:44	201	Queue 300	0:03	0:28	1	Caller	sip/203	1		1	1323959864.71
12/15 - 15:39:58	201	Queue 300	0:26	0:28	1	Agent	sip/203	2		1	1323959998.76

Export as... Current page: 1 / 4

See also:

- QueueMetrics User Manual: chapter 20.12 (Configuring paginated calls)

Realtime on Asterisk 1.8

With Asterisk 1.8 the format of the Asterisk realtime table was changed, so we have had to update QueueMetrics to support the new format. This means that it is now possible to delegate the queue logging to the Asterisk Realtime subsystem. With this option the QueueMetrics MySQL database log will be replaced by the MySQL database populated by Asterisk, so the qloader process is no longer needed.

See also:

- QueueMetrics User Manual: chapter 23.17 (Running Asterisk 1.8 with QueueMetrics)

Non-contiguous reports

Non-contiguous reports allow to choose specific day(s) of the week and time periods that you may want to include in a report query.

Custom report analysis

▶ **Report Details:**

▼ **Call filtering criteria**

Agent: -

Location:

Agent Group:

Outcome:

Asterisk call-id:

Caller:

Wait duration: Between and s.

Call duration: Between and s.

Disconnection cause:

Enter position: Between and

Number of attempts: Between and

DNIS:

IVR choice:

Server:

Time zone offset:

Join multi-stint calls:

Non-contiguous time: SUN MON TUE WED THU FRI SAT

Between and (hh:mm)

Between and (hh:mm)

▶ **Preferences**

This resolves the issue of having to obtain the same statistic manually and then having to integrate them into a single report, based on chosen days and/or times.

See also:

- QueueMetrics User Manual: chapter 4.3.1 (Custom Reports - Call search criteria)

Friendly names handling

Since FreePBX (2.8 and newer) changed the queue_log entries such that they were written using the *friendly name*, we have had to adapt QueueMetrics to recognize Asterisk aliases, known as *friendly names* for reporting purposes. In QueueMetrics you can now assign multiple *friendly names* to an agent. This solution allows to monitor and report on an agent that is present under different codes within the queue_log.

Agent Detail

Asterisk agent code: <small>E.g.: Agent/101</small>	<input type="text" value="Agent/102"/>	
Agent description:	<input type="text" value="Mike Boo (102)"/>	
Asterisk aliases: <small>Separate multiple aliases with a " " symbol</small>	<input type="text" value="Mike Boo"/>	
Agent location:	<input type="text" value="Other"/>	▼
Agent group:	<input type="text" value="-"/>	▼
VNC monitoring URL:	<input type="text" value="http://mike.boo.workstation/vnc"/>	<input type="button" value="Test it"/>
Current terminal:	<input type="text" value="12"/>	
Instant messenger address:	<input type="text"/>	<input type="button" value="Test it"/>
Supervisor:	<input type="text" value="-"/>	▼
Agent keys:	<input type="text"/>	
Payroll Code:	<input type="text"/>	
Created by:	<input type="text" value="demoadmin, 18/06/2007, 22:29"/>	
Last update:	<input type="text" value="demoadmin, 04/12/2008, 14:59"/>	

Agent is a known member of the following queues:

Queue name	Direction	Level
00 All	inbound	Main
Inbound	inbound	Main
Q DPS	inbound	Main
Q Test	inbound	Main

The Agent/Queue association can be edited from the Queue editor

See also:

- QueueMetrics User Manual: chapter 20.4 (Configuring agents)

Encrypted files playback

QueueMetrics now offers the option to listen to recordings that are stored in an encrypted format and it can adapt to almost any encryption technology. QueueMetrics ships world-wide and some States require high security levels within a call centre, amongst which, the requirement to keep call recordings in a protected/encrypted format so that they can't be easily accessed and listened to.

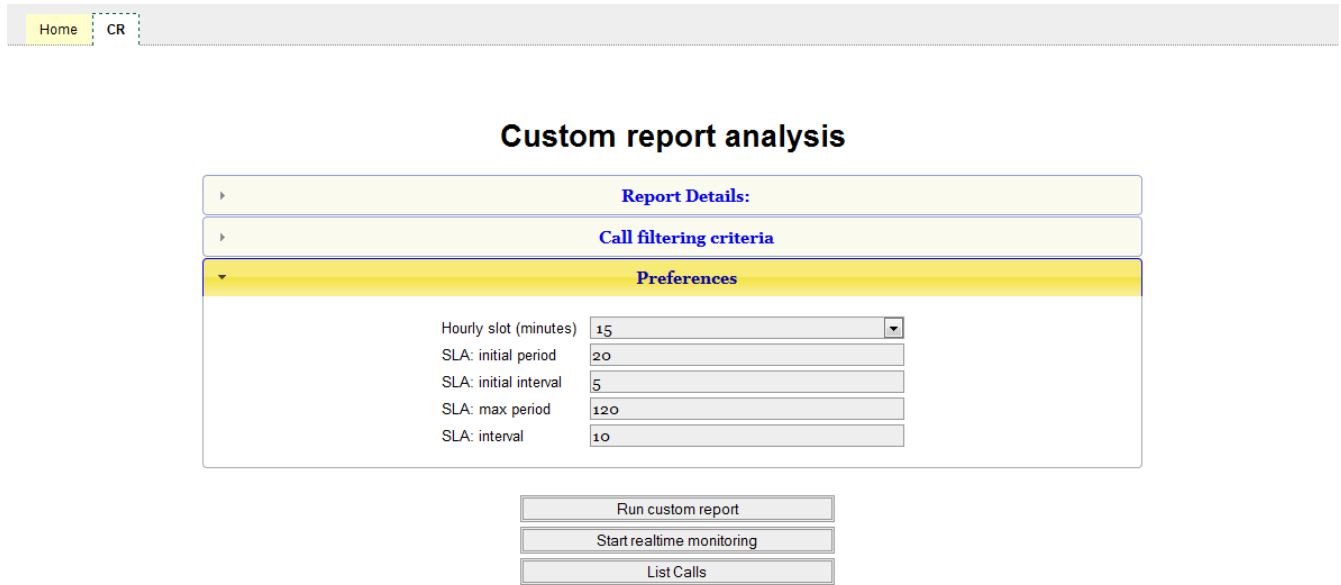
This process takes place transparently and if we deploy QueueMetrics in a secure HTTPS environment the audio recordings will be encrypted on disk and will also be encrypted on the network.

See also:

- QueueMetrics User Manual: chapter 23.20 (Listening to encrypted recordings)

Persistent user properties

Per-user persistence settings allow user search configuration to be stored and kept even after log off and can be changed and re-stored at any stage



Custom Reports maintain the latest query parameters entered, even when a user logs off and logs back in, in order to facilitate the work-flow of a user requiring the same reports on a daily basis.

The Refresh button allows to clear the input query parameters at any stage.

See also:

- QueueMetrics User Manual: chapter 4.3.2 (Persistent user properties)

QA from Agent page

It is now possible for agents to access the Quality Assessment form, in order to allow them to add QA information to the call while speaking to a customer. This feature is accessible via a QA form icon on the agent page that is enabled via a special security key (QA_TRACK) that can be added for any specific agent, to allow them to make use of this feature. The agent can only access specified QA forms thanks to the powerful security system used by QueueMetrics.

Active calls for agent John Doe

Agent/101: Agent is currently logged on queues: Queue 300 [300]

Entering at	Waiting	Talking	Caller ID	Queue	URL	Status	Transfer to	Outcome
02/27 - 16:03:45	0:03	0:08	201	Queue 300	-	Terminated		sale: Sale

In order to maintain session information, this page will reload automatically





Loway Research

QA Grading - Mozilla Firefox
10.10.5.25:8080/queuemetrics/qa/popup_qa_grade_ajax.jsp

Overall Performance		Start time: February 27 2012, 16:03	
Engagement (Avg)	0.0	Queue:	Queue 300
Resolution (Avg)	0.0	Agent:	John Doe (101)
Business needs (Avg)	0.0	Agent Group:	-
Total score:	0/1300	Caller:	201
Avg.	0.0	AstClid:	1330355025.320

Audio recordings

Code	Description	Status	N/A	Value
Engagement				
SCG	How positive clear and eager was the use of the Corporate greeting?	?		
COU	How well did the rep display courtesy?	?		
ENE	Rate rep's energy level throughout the call	?		
TOM	How well did the rep use the tone and speed of speech?	?		

Timer

0:00

▶ ◂

This feature was developed as some of our customers required being able to allow agents to interview callers on the perceived quality of their services. It is, however a feature that is applicable in a variety of other scenarios, according to business needs.

See also:

- QueueMetrics User Manual: chapter 8 (The real-time agent page)